

CITY OF NANAIMO
THE HARBOUR CITY



PARKS, RECREATION AND CULTURE

MASTER PLAN

Professional Environmental
Recreation Consultants Ltd.

Lanarc Consultants Ltd.

February 2005

ACKNOWLEDGEMENTS

IT IS A PLEASURE TO PRESENT the final version of the Nanaimo Parks, Recreation and Culture Master Plan.

The document was prepared by Professional Environmental Recreation Consultants Ltd., in cooperation with Lanarc Consulting Ltd.

The consultants would like to express appreciation to the many interested residents and organizations who participated in the planning process, as well as the members of the Project Advisory Committee, which was representative of the Nanaimo Parks, Recreation and Culture Commission and staff. This group met with the consultants on several occasions, and provided valuable insights and suggestions related to the Plan's direction and recommendations.

We trust that the recommendations accurately reflect the needs of the community, and that the implementation of the Plan will ensure the effective delivery of leisure service in the City.

PARKS, RECREATION AND CULTURE MASTER PLAN COMMITTEE

Larry McNabb	Chair Parks, Recreation and Culture Commission
Phil Field	Parks, Recreation and Culture Commission
Bill Holdom	Parks, Recreation and Culture Commission
Diana Johnstone	Parks, Recreation and Culture Commission
Shirley Lance	Parks, Recreation and Culture Commission
Camela Tang	Parks, Recreation and Culture Commission

STAFF

The consultants also received significant input from City staff including Tom Hickey – Director of Parks, Recreation and Culture, Richard Harding – Manager of Parks Services, and Brent Meunier – Manager of Recreation and Culture Services.

CONSULTANTS

Professional Environmental Recreation Consultants Ltd.

Brian Johnston
Bill Webster
Don Hunter

Lanarc Consulting Ltd.

David Reid
Harriet Rueggeberg

TABLE OF CONTENTS

EXECUTIVE SUMMARY	i
1. INTRODUCTION	1
1.1 Purpose and Scope	1
1.2 Background Information	1
1.3 Trends Affecting Parks, Recreation and Culture Services	4
1.4 Benefits of Parks, Recreation and Culture	9
1.5 Nanaimo Demographics	10
2. STUDY METHODOLOGY	18
2.1 Meetings with the Client	18
2.2 Goals and Objectives Workshop	18
2.3 Public Participation	18
2.4 Inventory of Facilities and Services	19
2.5 Issue Identification	20
2.6 Draft and Final Report	20
3. KEY FINDINGS	21
3.1 Rationale for Delivery of Parks, Recreation and Culture Services	21
3.2 Public Survey	25
3.3 Stakeholder / Agency Interviews	35
3.4 Commission and Staff Input	36
4. INDOOR RECREATION AND CULTURE FACILITIES	38
4.1 Indoor Ice	38
4.2 Multiplex	40
4.3 Oliver Road Community Centre	41
4.4 Bowen Park Complex Retrofit	42
4.5 Beban Park Recreation Centre Retrofit	43
4.6 South Nanaimo Community Centre	44
4.7 Beban Park – Centennial Building	45
4.8 Aquatic Facilities	45
4.9 Rehearsal Spaces	46
4.10 Art in Public Places	47
4.11 Other Cultural Facilities	48
5. SERVICE DELIVERY	49
5.1 Sport and Cultural Tourism	49
5.2 Marketing and Communications	50
5.3 Cultural Services	50
5.4 Festivals and Events	53
5.5 Partnerships (SD#68 and Others)	54
5.6 Youth Services	55
5.7 Links to Other Department Initiatives	56

TABLE OF CONTENTS (Continued)

6. PARKS AND OPEN SPACE	57
6.1 Update Open Space Classification System	57
6.2 Management and Acquisition Priorities	58
6.3 Parks and Open Space Outside City Boundaries	64
6.4 Expand and Improve Trail and Greenway System	65
6.5 Attract Sports and Cultural Tourism	67
6.6 Partnerships	67
6.7 Youth Parks	68
6.8 Sport fields and Amenities	69
6.9 Waterfront and Lake Access and Management	69
6.10 Accommodating Dogs in Parks	71
6.11 Urban Forest Master Plan	72
6.12 Landscape Beautification and Naturalization, Maintenance Planning	73
6.13 Integrated Park Site, Event and Management Plans	73
6.14 Other Issues and Special Projects	74

7. IMPLEMENTATION	79
--------------------------	-----------

LIST OF FIGURES

1. Project Phases and Activities	3
2. Population Growth Levels for Nanaimo Since 1986	10
3. Age Distribution by Percentage in 2001 Census	11
4. Population Growth Projections	14
5. Age Breakdown from 2002 – 2016	15
6. Commission Workshop – Goals and Objectives	24
7. Learn About Department Services	27
8. Limits to Household Participation	27
9. Satisfaction with Number of Facilities	28
10. Satisfaction with Quality of Facilities	29
11. Satisfaction with Number of Parks	30
12. Satisfaction with Quality of Parks	31
13. Need for Additional Facilities	32
14. Satisfaction with Quality of Programs	33
15. Oliver Road Amenities	34
16. Type and Ownership of Parks and Open Space within the City of Nanaimo	60
17. Parks and Open Space Management and Acquisition Priorities	61
18. Capital Costs – Proposed Indoor Facilities (2005 – 2014)	80

APPENDICES

1. 1994 Master Plan Recommendations	
2. Public Survey	
3. Community Organizations	
4. Rationale for Service Delivery	

EXECUTIVE SUMMARY

THE NANAIMO PARKS, RECREATION AND CULTURE Master Plan was undertaken to identify current and future requirements related to the provision of leisure services in the City.

METHODOLOGY

The planning process involved a number of steps, including a review of recent planning studies, identification of existing services, input from the general public and community organizations and a review of general trends related to the delivery of parks, recreation and culture services.

Following the completion of the data collection phase of the project, the consultants met with representatives of the City, in order to clearly identify issues and priorities prior to completion of the draft and final report. A number of key steps in the planning process are described below.

PUBLIC INVOLVEMENT

Public involvement was a critical part of the planning process and was encouraged wherever possible. Specific ways in which local residents were invited to participate included:

- **Public Survey:** A mail-out / mail-return survey of 3,000 City households was administered in the spring of 2004. The purpose of the survey was to determine the attitudes and opinions of residents regarding parks, recreation and culture services.
- **Public Meetings:** The public was invited to attend information meetings in three geographical areas of the City, to provide input into the planning process, and to offer suggestions related to future parks, recreation and cultural services. Comments and suggestions gathered during these events were considered by the consultants, and incorporated into the document as appropriate.
- **Stakeholder Input:** In discussion with the client, the consultants identified a number of organizations and individuals who make use of the City facilities and services, and facilitated information gathering sessions related to the need for new and improved facilities. The results of these sessions confirmed many of the needs that had been expressed in discussions with stakeholders, as well as the results of the public survey.

EXECUTIVE SUMMARY

THE PLAN

The Plan is organized as follows:

- The **Introduction**, which outlines the purpose and scope of the report, as well as a number of trends affecting the delivery of parks, recreation and cultural services and an overview of the “benefits of parks and recreation” which are used by many leisure service agencies in the promotion and marketing of various services.
- The **Study Methodology**, which provides an overview of each of the steps included in the planning process.
- The **Key Findings**, which includes the results of a planning workshop conducted early in the planning process with the Commission, the detailed results of the public survey, and a summary of input from various community organizations.
- Information and recommendations related to current and future **Recreation and Culture Facilities**.
- Information and recommendations related to **Service Delivery**.
- Information and recommendations related to current and future **Parks and Open Space** requirements.

The intent of the draft report is to ensure that the client and local residents have an opportunity to review the recommendations and to ensure that they are based on accurate and complete information.

1. INTRODUCTION

THE CITY OF NANAIMO retained the consulting team of Professional Environmental Recreation Consultants Ltd. and Lanarc Consulting Ltd. in the spring of 2004 to complete a 10 year Parks, Recreation and Cultural Services Master Plan.

1.1 PURPOSE AND SCOPE

The plan is expected to guide City Council with the development of facilities, parks and open spaces and the delivery of services that best meet the needs of the community.

More specifically, the project objectives included:

- Identification and evaluation of community attitudes toward current services and facilities.
- Identification and evaluation of how City services and facilities work with other community agencies and businesses.
- Identification and evaluation of emerging trends and needs for Parks, Recreation and Culture facilities and services in the community.
- Preparation of a 10 Year Facility Development Plan for Parks, Recreation and Culture.
- Development of service delivery strategies to meet the needs of the community for the next 10 years.

In order to achieve the project objectives, the study was divided into three phases and a number of specific activities. These are outlined in FIGURE ONE on page 3 and described in greater detail in Chapter Three.

1.2 BACKGROUND INFORMATION

As with other government services, the evolution of parks, recreation and cultural services in Nanaimo has been based on the preparation of several planning documents. The most relevant of these were reviewed by the consultants and are listed below.

- City of Nanaimo 2004 – 2008 Financial Plan; prepared by the City of Nanaimo Finance Department (2004)
- Social Development Strategy for Nanaimo; prepared by the City of Nanaimo Social Development Strategy Steering Committee (2004)



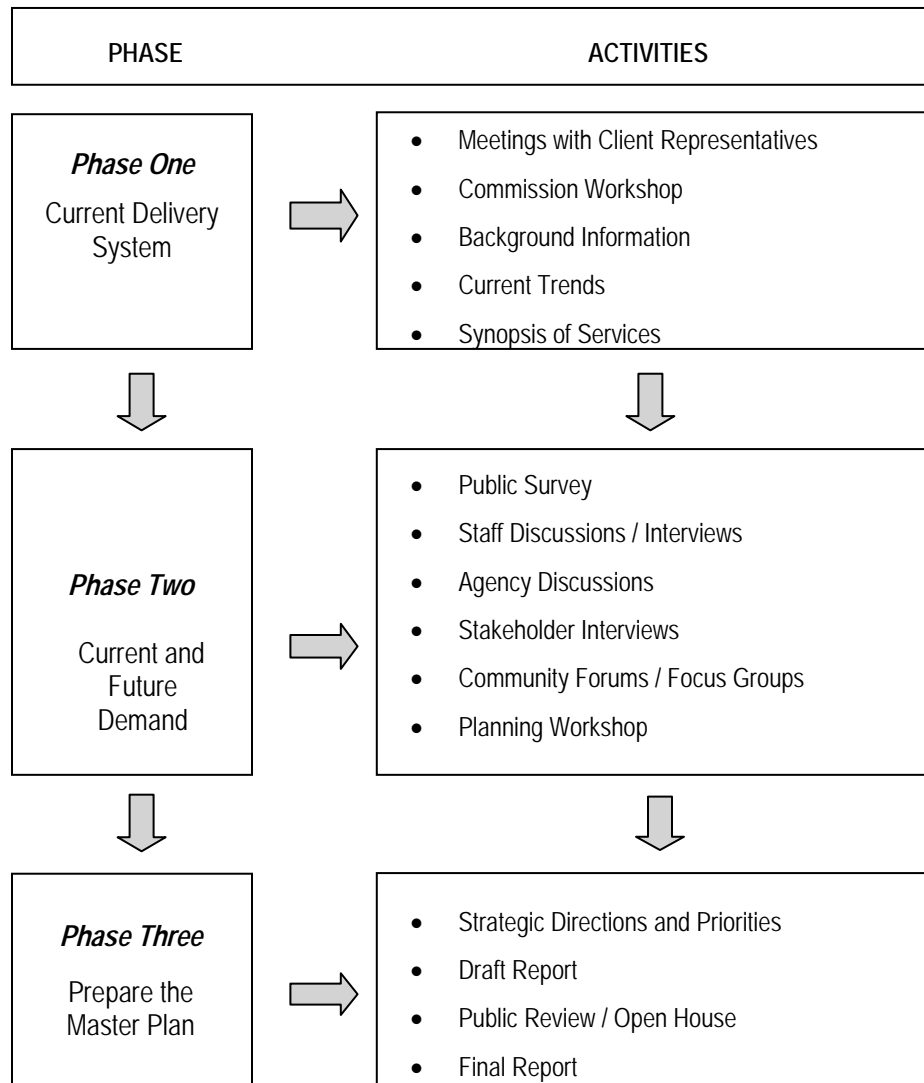
INTRODUCTION

- Nanaimo Now! Image and Reputation Plan; prepared by Nanaimo Now! (2003)
- City of Nanaimo Trail Implementation Plan; prepared by the Nanaimo Parks, Recreation and Culture Department (2002)
- Nanaimo Cultural Strategy – A Cultural Strategy for Nanaimo; prepared by the Nanaimo Parks, Recreation and Culture Department (2001)
- Progress Nanaimo: Monitoring Achievements of Plan Nanaimo Goals; prepared by the Plan Nanaimo Advisory Committee (1998)
- City of Nanaimo Parks, Recreation and Culture Master Plan; prepared by Professional Environmental Recreation Consultants Ltd. (1993 / 1994)

It is important to note that the 1993 / 1994 Master Plan contained a number of recommendations related to the provision of recreation and cultural facilities, parks and open space, recreation services and administration.



FIGURE ONE
PROJECT PHASES AND ACTIVITIES



Prior to the initiation of the current Master Plan study, the Parks, Recreation and Culture Department prepared a status report regarding each of the recommendations included in this document, along with an explanation related to the implementation of each



INTRODUCTION

recommendation. This information was very useful in the completion of the current document. A copy of the report is included in Appendix One of the report.

1.3 TRENDS AFFECTING PARKS, RECREATION AND CULTURE SERVICES

Over the years, PERC has actively engaged in information gathering related to trends in the delivery of parks and recreation services. Based on current information, the following trends are expected to impact the delivery of services in Nanaimo during the next decade and beyond.

1.3.1 DEMOGRAPHICS

- **Population Growth:** As indicated in Chapter Two, the population of Nanaimo will continue to increase and put pressure on existing leisure services and result in greater demand for more facilities and leisure opportunities.
- **Aging Population:** The City's aging population has been perhaps the most stated planning trend over the past decade. The number and proportion of older people in Nanaimo and across the province will continue to increase. With age, both the preferences and the capability of the recreation participant to engage in certain activities will change.

The next decade of retirees will be more active than previous generations, and at the same time will be driven by three factors: (1) the anticipation that the new retiree will be desirous of continuing with current levels of activity, (2) the desire to "postpone" aging, and (3) the desire to receive the health benefits of active living. Interestingly, many in this new generation of retirees are unlikely to want to be accommodated by seniors centres, but will prefer to remain integrated in mainstream centres and programs.

- **Access:** The gap between those who have resources and those who do not is polarizing Canadian communities. Those who lack resources are becoming increasingly marginalized and less able to access recreation services.

On the "have" side of the equation, approximately 60% of wealth is controlled by those who are over 50 years of age – and this is increasing dramatically. Local parks and recreation agencies, which in many instances have offered discounts to seniors have recently developed strategies to change this pattern of subsidizing people who are most able to pay for services. The trend is to shift access benefits



from the new cohort of seniors with healthy discretionary incomes to the disadvantaged groups with greater need for the access discount.

1.3.2 ACTIVITY CHOICES

- **Individualism:** Values have shifted and have become more diverse, resulting in increased demands for meeting the needs of individuals in addition to new market segments. People are looking for services that meet their individual needs, that can be accessed any time of the day or week, that are in many cases unstructured and involve less time and commitment.

Within this individualism, the social values of Canadians are changing. The pursuit of pleasure and stimulation of the senses has become a significant factor in leisure program development. The private sector, in particular, understands the importance of selling small indulgences. The delivery of programs and services in Nanaimo, particularly to adults, needs to address these factors through design of program environments, skill and style of instructors, and the type of marketing that resonates with and attracts members.

- **Search for Meaning:** The current limitations to upward mobility created by the large numbers of relatively young (45 – 55 years) middle to upper level professionals / business owners and managers, has shaped the perspectives of younger people in the workforce. In the past decade, there has been a shift to achieving self-satisfaction outside of work, particularly in leisure and recreation.

Although this 45 – 55 year cohort is moving into retirement in the next decade (and thus removing themselves as a barrier to upward mobility), the habits of the younger population are predicted to continue. Leisure services will become an increasing focal point for many young adults for life meaning, versus extended hours of work. On the other extreme, many of the “work-too-hard” professionals are also reflecting on the meaning of their focus and looking for increased leisure.

Both of these social realities are behind the eco-tourism and environmental awareness movement, along with extreme activities and adventure challenges.

People are looking for meaning in their lives and are searching for answers by re-connecting with nature or facing extreme leisure



INTRODUCTION

challenges, such as climbing a mountain or running a triathlon. Again, Nanaimo recreation programs will need to address this trend.

- **Shift from Structured to Unstructured Activity:** Team sports are generally in decline throughout Canada, although still strong in many communities. Twice as many Canadians own in-line skates than ice skates – applied to use on trails and leisure on the individual's schedule, rather than the arena schedule.
- **Lifestyle Promotion:** Increased importance is being placed on the value of participation in leisure and physical activity as part of a healthy lifestyle and as a way to prevent disease and reduce health care costs. If efforts to change behaviour and promote greater participation are successful, there will be increased demand for programs to support this trend to more active lifestyles.
- **Leisure Habits in Children and Youth:** While the fitness and activity behaviour of adults in British Columbia is improving (as measured by time spent in active recreation (BC has the highest level in Canada), the level of physically active leisure by our children and youth, especially girls, is decreasing dramatically – 50% in a decade. In 1998, one-third of Canadian children did not have the minimum amount of activity required to sustain basic health. In 2000, two-thirds did not have sufficient activity for basic health.

In looking at youth, there is a trend of diversity of values into distinct segments of youth culture. One leisure program or facility (e.g. a skateboard park), or approach by a youth worker, does not meet everyone's needs.

- **Activity Trends:** Low cost, spontaneous, individual and less structured activities are becoming more popular. People are looking for experiences. As noted above, younger people will look for extreme activities and the new generation of older people will seek safer versions of adventure activities. Participation in physical activities will continue to grow, although there will be a switch to less strenuous activities by aging baby boomers. Access to safe and convenient facilities will be an important factor in increasing activity levels.

1.3.3 GOVERNMENT AND PARTNERSHIPS

- **Service Demands:** Throughout British Columbia, local Parks, Recreation and Culture Departments are an integral part of social service delivery, responding to homelessness, drug use, child care



needs, and a myriad of community-based social issues traditionally responded to by Provincially sponsored programs. In many communities, recreation personnel are working more closely with social service personnel in responding to these needs, the result being a need for new and different skills, different program and service design, and the re-allocation of resources. It is likely that this trend will continue.

Funding issues aside, however, leisure is becoming more widely recognized as a tool for social change. Its potential for improving the quality of life for local citizens is significant. There is a growing trend to advocate the use of leisure programs and services to reduce crime, to reduce risk factors for youth at risk and to break down ethnic divisions and create better understanding between different cultures.

- **Local Finances:** Throughout British Columbia, budget pressures have resulted in reduced funding for programs, facilities and maintenance. At the same time, it is frequently expected that increases in labour and other costs will be absorbed and service levels will not be decreased ... and equally important, the demand for parks, recreation and culture services is increasing.
- **Relationships and Partnership Building:** There is a trend around the province toward an increase in serving the leisure needs of a diverse community through a collaborative approach. It is based on the premise that the understanding of various groups and individuals and working together will result in positive outcomes. Alternate service delivery, including partnerships, contracting and privatization have become a greater part of the public dialogue as community services strive to meet the community needs within budgetary constraints.
- **Volunteerism:** Volunteers continue to be important for the leisure sector. There is a distressing Canadian trend, however, related to a decrease in volunteerism. In a recent issue of PROfile, the 2000 Statistics Canada survey on volunteerism reported a dramatic decline in volunteer hours in Canada. From 1997 to 2000, Canada lost one million volunteers and 53 million volunteer hours.

The retirement of the baby boomers may result in a greater number of available volunteers – but while volunteers over the age of 65 contribute the greatest number of hours, they have the lowest rate of volunteerism. The trend to attract and keep volunteers, vital to leisure and community development, is highly related to the quality of the volunteer management culture within a Parks, Recreation and Culture Department.



INTRODUCTION

1.3.4 FACILITY FACTORS

- **Facility Trends:** Indoor and outdoor leisure facilities are changing in several key areas:

Community leisure facilities are taking on a greater role in attracting tourism and economic development. In particular, games and tournaments, cultural events, and heritage and agricultural activities are regarded as a means for economic growth and development. In fact, larger events have the benefit of providing the impetus and funding for facility construction and renovation.

Multi-purpose facilities are becoming more popular. They are designed to provide more options for users, to provide access to the broadest range of customers, and to serve all ages and both genders. Multi-purpose facilities are often designed to meet the activity trends that have been emerging – individual, less competitive, more spontaneous and more flexible.



Public facilities of all types are becoming community places – aesthetically pleasing, quality indoor environments – that meet a number of community needs.

Partnerships are becoming essential to community facilities, ranging from the sharing of capital costs to the operation of entire facilities, to program operation, to sponsorship, to contracting of food services. Potential partners may be private businesses, non-profit organizations,



special interest groups and societies established specifically to manage the partnership.

A growing concern about the environment and conservation will result in increased use of passive parks and natural areas. This has resulted in an increase in interest and action by residents related to the need for preserving existing green space and more citizen interest in green space preservation.

Increasingly, management techniques have to be developed and implemented that emphasize green space preservation and nature-based recreation.

- **Ability to Respond to Demand**

Government's ability to respond to changing leisure needs may be affected by fluctuations in economic growth, increasing costs for facilities, the need to address current facility lifestyle maintenance and concerns over increased taxation. This may require policy changes to compensate for higher costs. As developed above, it will also require a continued emphasis on marketing leisure services to ensure high levels of participation in order that the products and services continue to meet user needs.

1.4 BENEFITS OF PARKS, RECREATION AND CULTURE

In the Nanaimo Parks, Recreation and Culture Master Plan completed in 1994, PERC mentioned that in recent years, a great deal of consideration and research has been focused on identifying meaningful benefits as a result of providing parks, recreation and culture spaces, facilities and programs.

Initial work, in this regard, was undertaken by the Canadian Parks and Recreation Association, and resulted in the eight statements listed below which outline a number of benefits related to parks and recreation services.

- Recreation and active living are essential to personal health – a key determinant of health status.
- Recreation is a key to balanced human development – helping Canadians reach their potential.
- Recreation and parks are essential to the quality of life.
- Recreation reduces self-destructive and anti-social behaviour.



INTRODUCTION

- Recreation and parks build strong families and healthy communities.
- Recreation reduces health care, social service and police / justice costs.
- Recreation and parks are significant economic generators in each community.
- Parks, open space and natural areas are essential to ecological survival.

In fact, parks, recreation and culture plays a critical role in the building of healthy communities in British Columbia. These services enhance the health and well-being of BC residents, contribute to the local economy and protect the environment.

An increasing number of Parks, Recreation and Culture Departments are making use of “benefits messages” in their marketing materials, and the public is becoming increasingly aware of the importance of parks and recreation services in building strong and vital communities.

1.5 NANAIMO DEMOGRAPHICS

The City of Nanaimo is the second largest municipality on Vancouver Island with a projected 2004 population of 77,107. It covers 88.19 square kilometers, and while it makes up only 4.3% of the total land area of the Nanaimo Regional District, it includes 57.5% of the Regional District’s population of 127,016. Census Tract data for the City from 1986-2001 are found in FIGURE TWO.

FIGURE TWO
POPULATION GROWTH LEVELS FOR NANAIMO SINCE 1986

Census Year	Population	Five Year % Change
1986	49,029	4.2 % (from 1981)
1991	60,130	22.6%
1996	70,130	16.6%
2001	73,000	4.1%

Source: Statistics Canada

Nanaimo experienced very rapid growth levels between 1986 and 1996 when the average annual growth rate was 4.3%. Population growth in Nanaimo is dependent upon immigration from other parts of BC (60%), other provinces (32%), and other countries (8%). Growth slowed dramatically between 1996-2001 to .8% a year. While Nanaimo continued



to have an overall positive inflow of migrants during this period, it did experience the first major net inter-provincial out-migration between 1997 and 1999; the greatest loss was in 18-24 age category as young people followed jobs to Alberta and other provinces. This outflow to other provinces turned around in 2000. FIGURE THREE shows the age distributions for Nanaimo, the Regional District, BC, and Canada.

**FIGURE THREE
AGE DISTRIBUTION BY PERCENTAGE IN 2001 CENSUS**

Age Range	Nanaimo	Nanaimo RD	BC	Canada
<5	4.9	4.5	5.3	5.7
5-9	6.0	5.8	6.2	6.6
10-14	6.6	6.5	6.6	6.8
15-19	7.2	6.7	6.9	6.8
20-24	6.0	4.8	6.2	6.5
25-34	11.4	9.8	13.3	13.3
35-44	15.3	14.8	16.8	17.0
45-54	15.4	15.6	15.3	14.7
55-64	10.2	12.0	9.7	9.6
65+	16.8	19.5	13.8	13.0
Average Age	39.3	41.5	37.8	37.0

Source: Statistics Canada

The population in Nanaimo is slightly older than those of British Columbia and Canada, but is younger than that of the Regional District. The most significant differences between Nanaimo, BC and the rest of Canada are for those between 25 and 44 and for those 65 and older. This reflects the loss of young people to other provinces between 1997 and 1999, as well as the attractiveness of Nanaimo as a place to retire.



INTRODUCTION

1.5.1 OTHER POPULATION CHARACTERISTICS

- **Households:** The average household size in Nanaimo is 2.3 persons, which is slightly less than the 2.5 person average for British Columbia. The breakdown for the 30,670 households in 2001 is as follows:

1 Person	29%
2 Persons	37%
3 Persons	14%
4 – 5 Persons	18%
6+ Persons	2%

- **Ethno-cultural Background:** Nanaimo is a fairly diverse community with a rich and long heritage of many cultures. Of the 71,805 residents who responded to Census questions of ethnicity, 3,380 or 4.7% of residents indicated they were of Aboriginal Identity Origin. A further 4,885 or 6.9% were from visible minorities. The four largest visible minority groups were:

South Asian	1,265 or 1.76%
Chinese	1,065 or 1.48%
Southeast Asian	1,050 or 1.46%
Japanese	385 or .54%

While many of the South Asian and Southeast Asian residents are fairly recent immigrants, the Chinese and Japanese communities have played a long and significant role in Nanaimo's history and heritage.



- **Income Levels:** At \$47,973, the average Year 2000 household income in Nanaimo was lower than that for British Columbia (\$57,593) and Canada (\$58,360). This is attributable to a number of factors: there are more pensioners and people living alone; more residents are on BC Income Assistance and Employment Assistance (8.1% as opposed to 5.1% for the Province); and, there are relatively fewer households with higher incomes over \$100,000, driving the average down.

There are also geographical differences in income distribution within the City. Average personal incomes in the two postal code areas in the North, (V9T and V9V), are respectively 6.7% and 17% higher than BC average, while incomes in the Central area (V9S) and South area (V9R) are 16% and 23.4% lower than BC's.

1.5.2 POPULATION GROWTH PROJECTIONS

There are a number of positive indicators that the rate of population growth in Nanaimo is increasing again, including a large number of development permit applications for both single family and multi-unit projects. The majority of newcomers to Nanaimo are between 45 and 64.

The annual growth rate is expected to climb from .8% in 2001 to 1.8% by 2011 and then stabilize to approximately 1.5 to 1.6% by 2016. FIGURE FOUR on page 14 shows the population projections and median ages for the period of 2004-2016. The projections include a 3.45% undercount estimated for the 2001 Census date.



INTRODUCTION

FIGURE FOUR
POPULATION GROWTH PROJECTIONS

Year	Population	Median Age
2002	76,050	40.7
2004	77,107	41.6
2006	78,874	42.3
2008	81,519	42.6
2010	84,447	42.7
2012	87,358	42.9
2014	90,208	43.1
2016	93,058	43.1

Source: BC Statistics

In the 2001 Census, the median age in Nanaimo was 40.4, which was slightly older than BC at 38.4 and Canada at 37.6, but lower than the Nanaimo Regional District at 41.4. FIGURE FIVE on page 15 examines the breakdowns in age groups for the period of 2002 to 2016.



FIGURE FIVE
AGE BREAKDOWN FROM 2002 TO 2016

Year	0 – 17	18 – 24	25 – 44	45 – 64	65 +
2002	15,591	7,015	20,385	20,379	12,330
2004	15,366	7,328	20,109	21,585	12,719
2006	15,104	7,426	20,341	22,790	13,212
2008	15,174	7,406	21,109	24,025	13,805
2010	15,336	7,446	22,057	25,206	14,403
2012	15,567	7,524	23,141	25,793	15,332
2014	15,881	7,581	24,097	26,353	16,296
2016	16,553	7,517	25,012	26,857	17,372

Source BC Statistics in Nanaimo Community Profile

David Foot, the author of *Boom, Bust & Echo 2000*, based his book upon the impact that changing demographic patterns would have on Canadian society and institutions. He identified a number of age cohorts based on major increases or declines in the number of births in Canada. These cohorts, based on years of birth, were: The Baby Boom, 1947-1966; the Bust Generation, 1967-1979; the Baby Boom Echo, 1980-1995; and the Millennium Busters, 1996-2010.

FIGURE FIVE shows that population shifts in Nanaimo are fairly consistent with the patterns Foot identified. There will be a drop in the number of elementary school-aged children (the Millennium Busters) in the next few years, and a number of elementary schools will be considered for closure. In fact, the number in the 17 and under age category will decline considerably in the next decade and will not rebound to the 2002 level until 2015. This drop will also suppress growth in the now healthy secondary school population as these children age. While there are a number of factors that affect participation levels in various sports, the decline in the number of young people should emphasize caution, for example, in adding more than one new arena in the near future.

The highest growth rates over this period will be 41% for those 65 and over, 32% for those aged 45-64, and 23% for those aged 25-44. As more Baby Boomers reach retirement age, they are more likely to continue to use mainstream facilities than to



INTRODUCTION

choose seniors centers. Increases in day-time uses of facilities can be anticipated as people retire. Overall, more adults are engaging in physical activities for health and personal benefits; this will place increasing demands on both indoor fitness facilities and active transportation opportunities to walk and cycle. Baby Boomers are also showing increased interest in cultural and outdoor pursuits.

Areas of Growth: Residential construction activity has steadily increased since 2000. The residential building permits issues over the last four years are:

2000	217
2001	219
2002	365
2003	569

The major development areas have been in the North, especially the northwest corner, and in the Chase River area in the South.

Recently, the number of development permit applications has risen dramatically. While the 900-1,000 applications don't necessarily translate into actual building permits, the signs of increased activity are clearly there. The applications are for a mixture of single family and multi-unit development. The two largest multi-unit projects are for two major condo projects of 157 and 90 units in the downtown area. If constructed, they will attract owners from a number of areas, including retirees from the Lower Mainland. The infusion of new residents into the downtown will support further revitalization and development in the core. Other future development areas will be infill and allowed cluster housing in steep slope areas in the North, and infill in the Central and South areas, with some potential conversion of some A2 (non ALR) lands to single family.

1.5.3 IMPLICATIONS FROM DEMOGRAPHICS

- There are indications of increased growth in Nanaimo between 2004 and 2016, with the greatest growth occurring for those 65 and older (41%) and those aged 45-64 (32%). Facilities in Nanaimo should anticipate additional use levels, especially during daytime hours as more people have flexible leisure time-patterns due to retirement and/or self-employment.
- The reduction of the number of children 17 and under over the next few years will likely lead to some elementary school closures. The City should meet with the School District to examine options and impacts.
- The numbers of school aged children will not reach 2002 levels until 2014/2015 unless greater numbers of young families than expected



move to Nanaimo. Care must be taken as new facilities and services are considered to address the City's changing demographics.

- The average household income level in South Nanaimo is considerably lower than in North Nanaimo. The Department should review its policies and services to ensure that access to public services is readily available in this area.
- The growth that will occur in the North reinforces the need to construct the Oliver Road facility. Growth patterns in the Central and South areas need to be monitored to ensure that quality facilities are available to a growing population, either through upgrades and additions to existing facilities such as the Nanaimo Aquatic Centre and Bowen Park, or a new facility in the South when warranted by growth.



2. STUDY METHODOLOGY

THE PREPARATION OF THE MASTER PLAN involved a considerable amount of data collection, including the administration of a public survey, interviews with a number of organizations in the community, an inventory of recreation and culture facilities and programs and an analysis of current services.

The following specific steps were undertaken.

2.1 MEETINGS WITH THE CLIENT

The consultants met on several occasions with the Project Steering Committee and Parks, Recreation and Culture staff throughout the planning process. These meetings were invaluable in clarifying the objectives of the study, in ensuring that the public and stakeholders were able to be active participants in the process and in clarifying issues that arose as the study evolved.

2.2 GOALS AND OBJECTIVES WORKSHOP

Early in the study, the consultants facilitated a planning workshop with members of the Project Steering Committee and the Parks and Recreation Commission. During the workshop, the discussion focused on the project methodology, goals and objectives, and current priorities, as well as an overall rationale for the delivery of services.

2.3 PUBLIC PARTICIPATION

The participation of Nanaimo residents was critical to the success of the planning process. The community was provided with several opportunities for involvement.

2.3.1 PUBLIC SURVEY

A mail out / mail return survey of 3,000 Nanaimo residents was conducted in order to determine attitudes about parks, recreation and culture services, the need for new or improved facilities, limitations to participation and willingness to pay additional taxes in order to support new or improved amenities. The methodology involved the following steps.



- A comprehensive list of residents and addresses was provided by Dominion Directory
- The sample of 3,000 residents was randomly selected from the database
- The questionnaire was prepared in consultation with the Project Steering Committee
- The survey was mailed to the resident sample, along with a personal letter and self-addressed return envelope
- A reminder notice was sent as a follow-up to those who had not responded to the initial mailing

A total of 1,237 completed surveys were returned. This response represents a 95% confidence level, +/- 4.8%. In other words, if all of the residents of Nanaimo were contacted, the results of that survey would be within 4.8 percentage points of the results of this one, 19 times out of 20. The results of the survey are discussed in later sections of the report and detailed information is included in Appendix Two.

2.3.2 MEETINGS WITH STAKEHOLDERS / INTEREST GROUPS

Meetings were conducted with a large number of community organizations, representatives of special interest groups and City staff. Information gathered from these discussions included a description of the services offered by local organizations, and problems the groups currently perceive that affect their ability to achieve their objectives. A listing of the organizations is included in Appendix Three.

2.3.3 COMMUNITY MEETINGS

The general public was invited to attend meetings with the consultants and discuss the overall process and findings. Meetings were held in three geographical locations, and focused on areas in which participants feel that new or improved facilities and services are required.

2.4 INVENTORY OF FACILITIES AND SERVICES

The existing inventory of parks, recreation and cultural facilities and services was undertaken in cooperation with City staff.



STUDY METHODOLOGY

2.5 ISSUE IDENTIFICATION

The research component of the study resulted in the identification of a number of issues and concerns related to the provision of parks, recreation and cultural services. The issues were reviewed with the Project Steering Committee and elected officials during a meeting in October, and in subsequent meetings with staff. At that time, it was determined that the report would focus on the following areas.

- Recreation and Culture Facilities
- Parks and Open Space
- Service Delivery

An overview of key findings and an analysis of each issue was also undertaken. This was done in consultation with staff and incorporated data from the surveys, interviews and workshops.

Finally, recommendations were formulated for each issue, along with the preparation of a proposed timeline for implementation.

2.6 DRAFT AND FINAL REPORT

Following the review of issues that had been identified during the research phase of the study, the consultants prepared a draft version of the report for discussion with the Steering Committee and the Parks, Recreation and Culture Commission. The draft was presented to the general public in early 2005, following which, a number of adjustments were made.



3. KEY FINDINGS

THE FOLLOWING INFORMATION SUMMARIZES the results of several of the key steps undertaken during the data collection phase of the study. This information was used by the consultants in addressing the issues that are discussed in the remaining chapters of the report.

3.1 RATIONALE FOR DELIVERY OF PARKS, RECREATION AND CULTURE SERVICES

The consultants facilitated a workshop with the Nanaimo Parks, Recreation and Culture Commission and senior staff that outlined a framework for decision making that can be applied to a variety of planning and budgeting processes. It consists of a Mandate, a commitment to a benefits based approach in the delivery of services, a series of benefits that would act as goals and objectives and a process for using them on an ongoing basis to support future decision making.

3.1.1 MANDATE

During the workshop, the following mandate was identified: City Council will use public leisure services as a vehicle for achieving certain socially worthwhile goals and objectives, where such achievement clearly results in indirect benefit to all citizens.

3.1.2 THE BENEFITS BASED APPROACH

The benefits based approach recognizes that public goods are focused on indirect benefit to all citizens rather than the direct benefit to users of services. In other words, a City of Nanaimo public leisure service, in addition to providing some direct benefit to users, must clearly demonstrate that there is some indirect benefit to the entire community, even if some community members haven't used the service.

This indirect benefit to all citizens, from which they cannot escape, is sometimes called "public good" and justifies public sector involvement in the delivery of the service, if such involvement is needed in order to ensure the good. In this approach, decisions are focused on achieving the greatest amount of public good or indirect benefit at the least possible cost to the taxpayer.



KEY FINDINGS

3.1.3 THE BENEFITS

Workshop participants agreed on two categories of benefits which could be labeled as goals. They are as follows:

- **To use leisure services to foster a sense of community identity, spirit and pride**

Publicly sponsored parks, recreation and culture services should be used as a vehicle to connect local citizens more positively to their community and enhance their sense of comfort with it. When such initiatives require tax support, it will be considered in terms of the amount of public good created in relation to the cost to the taxpayers. The success of such initiatives will clearly benefit all citizens.

It should be noted that “community” is a concept that exists on a variety of levels. One’s community can be the neighbourhood or region of residence, or it can be a community of interest that does not have geographic boundaries.

- **To use leisure services to foster growth of individuals to reach their full potential**

Publicly sponsored parks, recreation and culture services can help individuals to grow physically, emotionally, morally and creatively. Where tax support is needed to ensure such success, it will be considered within the cost / benefit framework referred to above. Healthier, more responsible citizens will be better contributors to community life, better leaders in the community, will require less social service, health service and justice service, and therefore, there is clear benefit to the entire community.



3.1.4 SERVICE OBJECTIVES

Commission workshop participants also reviewed a number of service objectives that are consistent with the two benefits described above.

All publicly sponsored parks, recreation and culture initiatives directed toward achieving the two goals could be categorized under one or more of these objectives, or support other initiatives that do. There are both direct and indirect benefits. They contribute to the public good, economically, environmentally, personally and socially.

The goals and service objectives are summarized in FIGURE SIX on page 24, and presented in greater detail in APPENDIX FOUR.



KEY FINDINGS

FIGURE SIX
COMMISSION WORKSHOP – GOALS AND OBJECTIVES

GOALS	SERVICE OBJECTIVES
To foster a sense of community	<ul style="list-style-type: none"> • Encourage special events / festivals • Support local groups • Facilitate spectator experiences at sporting events • Facilitate spectator experiences at cultural events • Facilitate opportunities for social interaction • Protect natural resources • Beautify the community • Support family-oriented leisure opportunities • Integrate generations and sub-groups
To foster individual citizenship	<ul style="list-style-type: none"> • Foster fitness and overall well-being • Foster pre-school opportunities • Foster basic skill development for school age children • Foster advanced skill development for school age children • Foster social/leadership opportunities for teens • Foster basic skill development for adults • Foster advanced skill development for adults • Foster leisure opportunities for seniors • Interpret the environment • Foster reflection and escape • Educate individuals about leisure opportunities and the use of leisure time • Foster communication regarding leisure opportunities • Foster volunteerism



3.1.5 USING THE BENEFITS BASED APPROACH

It is suggested that each year, staff should prepare an outline of goals and objectives for discussion, along with a subjective evaluation of the extent to which each has been met during the previous twelve months. The Commission and staff, collectively, could then determine if there is a need to provide more or less resources to each during the following year.

An exercise similar to that facilitated by the consultants could be followed in order to determine specific priorities.

A final step in this process would be to determine means of ensuring that the highest ranked priorities are achieved. In this regard, the Commission might brainstorm new ideas for achieving a specific objective, prioritize them, and implement only those that are the most cost effective. At the end of the year, the evaluation process would either reveal success or lack thereof in achieving a specific objective.

3.2 PUBLIC SURVEY

As noted earlier, a survey of the general public was conducted to gather information regarding residents' needs, concerns, opinions and behaviour related to current and future parks and recreation services and facilities.

The following information provides an overview of the survey results.

3.2.1 THE RESPONDENTS

The survey included four demographic questions – gender, age, type of household and area of residence.

- 50.5% of the respondents were male, and 49.5% were female
- The age breakdown of the respondents indicated that 18% were 39 years of age or younger, 41% were between the age of 40 and 59, and 40% were 60 years of age or older.
- 32% of the respondents live in postal codes beginning with V9R, 20% in V9S, 31% in V9T, 14% in V9V and 3% V9X.
- 28% of the households surveyed are comprised of one or more single adults, 42% represent couples with no dependent children, 24% were



KEY FINDINGS

couples with dependent children, and 5% were single parents with dependent children.

3.2.2 BENEFITS OF PARKS, RECREATION AND CULTURE

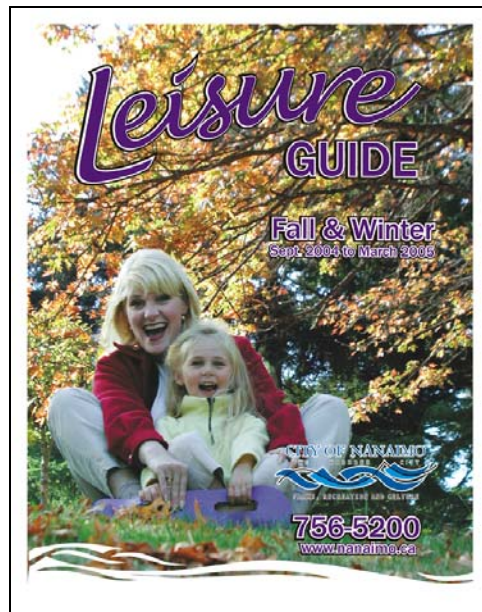
Sixty-two percent of the respondents indicated that they feel their **household** benefits from parks, recreation and cultural services in Nanaimo. Only 11% feel that they receive limited benefits.

A much larger number of respondents -- 89% -- indicated that parks and recreation services benefit the **community** somewhat to a great deal.

These results show a strong affinity to the notion of indirect benefits or public goods derived from public leisure services.

3.2.3 AWARENESS OF PARKS, RECREATION AND CULTURE SERVICES

As indicated in FIGURE SEVEN on page 27, the Leisure Guide and local newspaper are the most common means of learning about Parks, Recreation and Culture Department services. The percentage of respondents who learn about leisure opportunities from the Leisure Guide is significantly higher than in most communities.



**FIGURE SEVEN
LEARN ABOUT DEPARTMENT SERVICES**

Information / Publicity	Percent
Leisure guide	81%
Newspaper	64%
Word of mouth	40%
Posters / Flyers	19%
Limited Info	13%
Radio	13%
School Notices	8%
City Website	7%

3.2.4 LIMITS TO HOUSEHOLD PARTICIPATION

FIGURE EIGHT provides an overview of respondents' limitations in terms of participating in leisure activities. The only significant limitation to household participation is the cost / fees for access. The one in four households that felt cost was a barrier to participation is of some concern.

**FIGURE EIGHT
LIMITS TO HOUSEHOLD PARTICIPATION**

Limitations	Percent
Little / No limits	54%
Cost / Fees	25%
Time / Schedule	17%
Lack of Info	12%
Location of Facilities	12%
Lack of Facilities	9%
Transportation	6%
Lack of Childcare	2%
Registration Process	2%



KEY FINDINGS

3.2.5 SATISFACTION WITH NUMBER OF FACILITIES

As indicated in FIGURE NINE, satisfaction levels with the number of existing facilities are quite high. It would appear that respondents are most satisfied with the facilities in which Nanaimo has invested most significantly in the recent past. While the number of arenas scored highest in terms of dissatisfaction, it is still only about one in four respondents, with close to twice as many satisfied than dissatisfied.

**FIGURE NINE
SATISFACTION WITH NUMBER OF FACILITIES**

Facility	Satisfied	Neutral	Dissatisfied
Performing Arts	60%	33%	7%
Rehearsal	33%	55%	12%
Gymnasiums	42%	44%	14%
Museums	42%	37%	21%
Arts Centres	43%	43%	14%
Arenas	46%	27%	27%
Pools	68%	22%	10%
Fitness Centres	59%	31%	10%
Community Centres	47%	39%	14%
Art Galleries	46%	39%	15%



3.2.6 SATISFACTION WITH THE QUALITY OF FACILITIES

FIGURE TEN indicates that respondents are even more satisfied with quality than they were with quantity of facilities. This suggests that what the City has invested in, has been well done. Again, satisfaction levels are highest in areas where the City has invested recently.

**FIGURE TEN
SATISFACTION WITH QUALITY OF FACILITIES**

Facility	Satisfied	Neutral	Dissatisfied
Performing Arts	68%	27%	5%
Rehearsal Space	36%	53%	11%
Gymnasiums	46%	45%	9%
Museums	48%	38%	14%
Arts Centres	46%	44%	10%
Arenas	52%	29%	19%
Pools	77%	18%	5%
Fitness Centres	62%	32%	6%
Community Centres	50%	40%	10%
Art Galleries	48%	41%	11%

3.2.7 SATISFACTION WITH THE NUMBER OF PARKS

As with the previous questions about indoor facilities, FIGURE ELEVEN on page 30 suggests that satisfaction levels are very high with regard to outdoor amenities. Also, satisfaction levels are highest among the two areas that have been most heavily invested in over the past ten years; those being trails and waterfront access. It might be noted that while the general public is satisfied with the number and quality of sports fields, the sport user groups that were interviewed, had a somewhat different opinion. The greatest of dissatisfaction was related to off leash areas for dogs.



KEY FINDINGS

**FIGURE ELEVEN
SATISFACTION WITH NUMBER OF PARKS**

Facility / Service	Satisfied	Neutral	Dissatisfied
Sports Fields	60%	30%	10%
Sport Courts	48%	36%	16%
Neighbourhood Parks	54%	27%	20%
Trails	70%	21%	9%
Off Leash Areas for Dogs	40%	33%	27%
Waterfront	67%	21%	12%
Natural / Passive	60%	30%	10%
Environmentally Sensitive	48%	34%	18%
Playgrounds / Water Parks	48%	39%	13%
Art in Public Places	35%	42%	23%

3.2.8 SATISFACTION WITH THE QUALITY OF PARKS

As indicated in FIGURE TWELVE on page 31, satisfaction levels related to quality are even higher than for quantity, with particularly high levels of satisfaction related to the waterfront, trails, natural / passive areas and sports fields. Art in public places received the lowest level of satisfaction.



FIGURE TWELVE
SATISFACTION WITH QUALITY OF PARKS

Facility / Services	Satisfied	Neutral	Dissatisfied
Sports Fields	64%	31%	5%
Sport Courts	55%	35%	10%
Neighbourhood Parks	55%	30%	15%
Trails	74%	21%	5%
Off Leash Areas for Dogs	46%	38%	16%
Waterfront	76%	19%	5%
Natural / Passive	65%	30%	5%
Environmentally Sensitive	54%	36%	10%
Playgrounds / Water Parks	55%	36%	9%
Art in Public Places	42%	41%	17%

3.2.9 NEED FOR NEW / IMPROVED FACILITIES

As FIGURE THIRTEEN on page 32 suggests, while a very high proportion of the sample indicated that one or more additional spaces were needed (86%), there was no clear majority for any single type of space. Waterfront parks and trails, however, continue to be of great interest. It is also clear that need for additional outdoor amenities is higher than for indoor spaces.



KEY FINDINGS

**FIGURE THIRTEEN
NEED FOR ADDITIONAL FACILITIES**

Facility	Percent
Waterfront Parks	43%
Trails/Pathways	39%
Arenas	33%
Environmentally Sensitive	33%
Natural / Passive	29%
Off Leash Dog	26%
Neighbourhood Parks	23%
Playgrounds/Water	22%
Sport Courts	16%
Swimming Pools	16%
Art in Public Places	16%
Community Centres	16%
Museums	14%

3.2.10 SATISFACTION WITH THE QUALITY OF PROGRAMS

As seen in FIGURE FOURTEEN on page 33, satisfaction levels for programs were very high – especially related to staff helpfulness and instructor quality. Even in the area of publicity, which had the lowest satisfaction level, the ratio of satisfied to dissatisfied was five to one.



FIGURE FOURTEEN
SATISFACTION WITH QUALITY OF PROGRAMS

Program / Consideration	Satisfied	Neutral	Dissatisfied
Program Price	62%	32%	6%
Program Variety	64%	30%	6%
Program Location	66%	27%	7%
Publicity	51%	38%	11%
Registration Process	70%	25%	5%
Staff Helpfulness	80%	16%	4%
Instructor Quality	76%	18%	6%
Quality of Equipment	65%	28%	7%



KEY FINDINGS

3.2.11 OLIVER ROAD COMMUNITY CENTRE

FIGURE FIFTEEN suggests that there is considerable interest in unstructured, multi-use spaces in the proposed Oliver Road Community Centre, as well as in space for health and wellness, and outdoor areas, such as trails and a playground.

**FIGURE FIFTEEN
OLIVER ROAD AMENITIES**

Amenity	Percent
Multi-purpose Space	61%
Wellness Space	42%
Trails	42%
Playground	41%
Indoor Pool	41%
Fitness Space	39%
Ice Arena	39%
Community Police Station	38%
Gymnasium	34%
Meeting Space	34%
Pre-School / Daycare	30%

SUMMARY OF SURVEY RESULTS

- Large numbers of survey respondents feel their household and the community benefit from the provision of public parks, recreation and cultural services.
- The seasonal Leisure Guide, prepared and distributed by the Parks, Recreation and Culture Department, provides a large number of residents with information regarding leisure services. A very high percentage of the survey respondents (81%) indicated that they learn about programs and activities from this source.



- Almost 25% of the respondents indicated that the cost of programs and registration fees limited their participation in leisure activities.
- Satisfaction with the **number of leisure facilities** in the City is quite high. Twenty-seven percent of the respondents, however, expressed dissatisfaction with the number of arenas and 21% with the number of museums.
- Satisfaction with the **quality of facilities** was even higher – particularly with new facilities such as the Performing Arts Centre and the City's aquatic centre.
- Satisfaction with the **number of parks** was also high, and in particular, with sports fields, trails, natural areas and the waterfront. There was less satisfaction with off-leash areas for dogs, art in public places and neighbourhood parks.
- The public suggests that additional waterfront parks and continued trail development are most needed in terms of new and improved facilities, followed by arenas, environmentally sensitive areas and natural / passive spaces.
- In terms of program services, the public is very satisfied with the quality of instructors and staff helpfulness, and generally satisfied with program costs, variety and location.
- Facilities suggested for the proposed Oliver Road facility included multi-purpose space, followed in order by wellness space, trails, a playground and an indoor pool.

3.3 STAKEHOLDER / AGENCY INTERVIEWS

Interviews were conducted with representatives from 73 organizations involved with the delivery of leisure services in Nanaimo. The majority of groups represented active leisure pursuits such as minor sport, cultural and community organizations; however, a variety of other interests were also represented.

These discussions determined:

- Services currently provided by each of the groups, participation levels, facilities used and facility requirements
- What the organization's goals are related to the services they provide
- Problems the group received that prevent it from achieving its objectives



KEY FINDINGS

- Perceived strengths and areas of suggested improvement in the current delivery system

3.4 COMMISSION AND STAFF INPUT

As noted earlier, the consultants facilitated a workshop with the Commission and staff, during which the discussion focused on the development of goals and objectives related to the provision of parks and recreation services. A number of issues were raised during the discussion, and are summarized below.

SUMMARY OF STAKEHOLDER / COMMISSION / STAFF INPUT

- **Parks, Open Space and Trails**
 - Additional parkland acquisition
 - Partnerships in the protection of open space
 - Continued trail development linking key areas of the City
 - A Nanaimo Paddling Centre
 - A strategic plan for parks, open space and trail linkages between the Oliver Road Park area and Hammond Bay Road
 - The continued development of Third Street Park
 - Improvement of the Trans Canada Trail from Maffeo-Sutton Park to the Millstone River and Malaspina University College
 - Cooperative planning with the District of Lantzville toward public access to beaches
 - Completion of an Urban Forest Master Plan
 - Creation of integrated park site, management and maintenance plans, with an emphasis on Beban Park, Bowen Park, Maffeo-Sutton / Swy-a-Lana and Third Street Park
 - A review of the City's role in lake use management
 - Accommodation of dogs in City parks
 - Continued improvements to City parks, sports fields and support amenities
 - Continued enhancement and beautification of existing park sites



- Provision of additional youth / skateboard parks
- **Recreation and Culture Facilities**
 - Development of a twin arena complex at Third Street Park
 - Construction of the Oliver Road Community Centre
 - Renovate / improve the Bowen Park Complex
 - Renovate / improve the Beban Park Recreation Centre
 - Explore options to improve and expand Centennial Building at Beban Park
 - Meet with Nanaimo Aquatic Centre User Groups to discuss operating concerns
- **Service Delivery**
 - Development of a Sport and Cultural Tourism strategy
 - Update current Departmental marketing initiatives
 - Identify new events for the City, and means of improving existing events
 - Implementation of cultural strategies
 - Development of a youth services plan
 - Ensure planning efforts are linked with the Department's annual strategic planning process
 - Development of a new Partnership agreement with School District # 68
 - Continued development of partnerships with Nanaimo organizations



4. INDOOR RECREATION AND CULTURE FACILITIES

A NUMBER OF INDOOR FACILITY ISSUES emerged from public and user group consultations, demographic and leisure trends in Nanaimo, as well as from the review and analysis of existing facilities.

While many of these facility issues are new and reflect the growth of Nanaimo over the last ten years, some were first identified in the 1994 Parks, Recreation and Culture Master Plan. That plan made a number of indoor facility recommendations, some of which were subsequently carried out, including the development of the Nanaimo Aquatic Centre and the Port Theatre. Other recommendations in the 1994 Master Plan, such as the renovation and expansion of the Beban Park and Bowen Park community centres, remain valid and have increased in importance because of community growth and change.

It is important to note that in November 2004, Nanaimo residents were asked to approve a referendum authorizing the City to borrow funds to construct the New Nanaimo Centre and enter into an agreement with Triarc International Inc. to provide a number of public and private amenities. The referendum was approved and detailed planning has since been initiated.

Public facilities will include conference space designed for local, regional and provincial conferences, a 225 seat "theatre style" community meeting room and a new home for the Nanaimo District Museum. Construction will begin in 2005, and upon completion, the City will own the conference centre, the auditorium and the museum.

This project also includes the enhancement of Maffeo Sutton Park as well as some new residential and commercial space in this area. This phase of the development will ultimately result in the demolition of the Civic Arena and, as discussed later in this section, the construction of twin ice sheets on Third Street, opposite the Nanaimo Aquatic Centre. The Civic Arena will only be demolished after the new ice surfaces become usable.

The existing museum has been in need of additional space for years. A study commissioned in 1991, and updated in 2003, recommended larger space. 13,000 sq. ft. was initially planned for the New Nanaimo Centre; however, an expansion is being considered to ensure that the public is able to enjoy the museum's collection and provide opportunities to host touring shows. The new facility will provide a major boost to tourism activity in the City, offer additional options for meeting space and result in a modern and conveniently located museum.

4.1 INDOOR ICE

The last ice surface constructed in Nanaimo was in late 1994 when a second surface was added at Beban Park. It was noted at the time that additional ice surfaces would be needed



INDOOR RECREATION AND CULTURE FACILITIES

in the future. There is a clear need for one additional ice surface in Nanaimo to address the reported waiting lists in minor hockey and the anticipated growth in women's hockey.

The addition of more than one ice surface, however, is not recommended. It should be noted that the number of children 0-17 in Nanaimo will actually decrease by over 800 in the next few years and will not hit its 2002 level again until 2015. The Civic Arena has reached or exceeded its useful lifespan and needs to be replaced. It is logical that a replacement for Civic Arena be combined with the new additional ice surface in a twinned complex. The project should be carried out as soon as possible and the Civic Arena closed upon the project's completion. Twinning has operational and programming benefits, and is much more cost effective than constructing stand-alone arenas.

Third Street Park is the recommended site because of its size and location. One of the ice surfaces should be of Olympic size to facilitate figure skating and short-track speed skating in addition to hockey and other ice activities.

Recommendation

Develop a twinned arena complex at Third Street Park opposite the Nanaimo Aquatic Centre.

Rationale

- The last new ice surface constructed in Nanaimo was in 1994. The current waiting lists for minor hockey and anticipated further growth in women's hockey justify the need for one new additional ice surface.
- The demographic trends in Nanaimo, particularly the decline in school aged population, means that adding more than one ice surface in the medium term would exceed demand. The result of adding more than one ice surface would primarily improve ice times for current users, but would reduce the operating efficiency of all arenas.
- The Civic Arena has reached the end of its useful lifespan and will require costly repairs in the next few years to remain operational.
- The operating efficiency of twinned ice surfaces far exceeds stand-alone arenas. The new ice surface, twinned with the replacement of the Civic Arena would produce significant cost savings over constructing a new single arena and maintaining and renovating the Civic Arena.
- Twinning the arenas at the Third Street site will enhance sport tourism as a tournament location.



INDOOR RECREATION AND CULTURE FACILITIES

- Third Street Park offers excellent transportation access from other areas of Nanaimo and for visitors off the Parkway.



4.2 MULTIPLEX

There has been discussion in the community regarding the possible construction of a multi-purpose arena / entertainment complex.

At Council's direction, staff has had discussions with private sector interests regarding the possibility of a partnership with the City. During these discussions an "immediate" site for such an amenity was not identified and it appeared that there was no interest by the private sector organizations in taking any equity position in this facility.

A number of communities have built these larger venues, including Prince George, Kamloops, Kelowna and Cranbrook, each of which hosts a Western Hockey League franchise. A new complex is also nearing completion in Victoria. These venues generally include a regulation size ice sheet with fixed seating for 5,000 to 6,000 people. The buildings are multi-use in that they are used for entertainment venues, trade shows, conferences and other events attracting large numbers of spectators. A hockey franchise is the anchor tenant as it generally generates a minimum of 40 games per year.



INDOOR RECREATION AND CULTURE FACILITIES

These facilities do not necessarily provide a significant contribution to additional ice time for local sports organizations such as minor hockey and figure skating. This is due to the need for flexibility in scheduling of events and cancellations that result when major performances are booked.

The cost of operating such a venue is significantly more expensive than community use arenas. The development of these facilities is seen, however, as an economic generator. In the case of Kelowna and Kamloops, the complexes contribute financially to downtown businesses and make use of public parking facilities during non-prime hours.

In review of both private (Kelowna and Victoria) and public (Prince George and Kamloops), the cost to operate and build these centres appears to be similar. In all cases, taxpayers make a significant contribution to the facility through a combination of capital, loan repayments or facility licensing agreements.

Recommendation

That the City research options for a multiplex facility, identify prospective tenants and consider opportunities for land acquisition, parking availability and financing options which may include contributions of private capital to the facility.

Rationale

- While a complex of this type is not currently on Council's list of priorities, it is the type of facility that can be investigated at any time.
- Since many of the facilities mentioned above have been in operation for several years, there is undoubtedly much that Nanaimo officials can learn from the experience of current owners and operators, in terms of construction, operations and potential partnerships.
- It would be wise for the City to have as much information regarding this type of amenity as possible.

4.3 OLIVER ROAD COMMUNITY CENTRE

This project proposal was well received during consultations. The north area of the City will continue to grow and a new facility in this area is clearly needed. A number of user groups spoke to the need for more gymnasiums in Nanaimo and supported their inclusion in the project. The other spaces identified in the preliminary designs are considered to be appropriate. In the conceptual design, however, the fitness and wellness areas appear to be considerably smaller than those built and considered adequate at comparable venues.



INDOOR RECREATION AND CULTURE FACILITIES

Consideration should also be given to ensuring that at least one of the multi-purpose spaces can be used for arts programming.

Recommendation

Proceed to the design and construction stages of the Oliver Road Community Centre, and consider enlarging the fitness and wellness spaces.

Rationale

- The north area of Nanaimo will continue to be one of the fastest growing areas of the City.
- The public survey identified support for multi-purpose program spaces in the proposed facility.
- Interviews with many user groups identified the need for additional gymnasiums for rental and drop-in use, beyond those available through the School District.
- The project funding is in place and the conceptual design is considered appropriate. Consideration should be given to enlarging the fitness/wellness area to match anticipated levels of demand and changing demographics.
- The catchment area for the Oliver Road site complements the location of the Beban and Bowen community centres.
- That art programming capacity be included in the design of at least one multi-purpose space.
- The Oliver Road facility should be considered as a potential location when a new branch library is added in the north.

4.4 BOWEN PARK COMPLEX RETROFIT

The central area of Nanaimo will see additional population growth, especially with large multi-unit developments in the downtown and other infill projects. Bowen Park is showing its age and needs to be upgraded and expanded to meet current and future demands. This need was also identified in the 1994 Master Plan recommendations. The retrofit includes more multi-purpose spaces, a fitness room, improved parking lot lighting and entry and a centralized administrative area for the Department staff. This facility will also serve as a major hub for older adults who wish to recreate in a multi-generational facility; this age group will be the fastest growing segment of the Nanaimo population.



Recommendation

Carry out an upgrade and expansion of the Bowen Park Complex to include the addition of multi-purpose, art program, fitness and administrative spaces.

Rationale

- The Bowen Park Complex requires upgrading and additional spaces, as noted previously in the 1994 Master Plan.
- The population of the central area of Nanaimo will grow with the development of multi-unit projects in the downtown. The growth in population will primarily be for those who are retired or near retirement.
- As Baby Boomers age and retire, they will tend to remain users of multi-generational recreation facilities that are in reasonable proximity.
- There is a need for fitness/wellness spaces at Bowen to address the population growth and increased concerns for healthy lifestyles.
- The existing multi-purpose spaces need to be upgraded and new multi-purpose spaces added, including those with art programming capacity to reflect the growing interests in this area.
- The Departmental administrative area needs to be expanded and centralized.
- Access for persons with a disability needs to be improved.
- Care needs to be taken to minimize the impact of additional spaces on the park area.

4.5 BEBAN PARK RECREATION CENTRE RETROFIT

The 1994 Master Plan recommended additions and renovations to the Beban Park Recreation Centre; the recommendations are still valid. In addition, the use levels of the pool have been adversely impacted by the Nanaimo Aquatic Centre and the pool needs to be updated with new lighting and pool toys; the focus should be on family recreation and potentially include rehabilitation elements.

The area between the two buildings (pool / arenas and social center) should be enclosed resulting in the creation of new program and administrative spaces.

This project should also create a new entry, office area and control point. Other existing areas should be renovated including existing multi-purpose areas in the social center. The



INDOOR RECREATION AND CULTURE FACILITIES

existing fitness area is small and not easily accessible. It should be expanded and given a higher profile, using a common control point. Consideration should be given to the potential impact of the Conference Center when the re-design is carried out.

Recommendation

Carry out improvements to the indoor pool, and an expansion and retrofit of existing spaces at the Beban Park Recreation Centre.

Rationale

- The needs identified in the 1994 Master Plan for renovations and additions are not only still valid, but have also become greater due to aging of the facility and population growth in the service area.
- The use levels of the pool have decreased because of popularity of the Nanaimo Aquatic Center; the Beban pool needs to be improved to build on a family focus and the inclusion of rehabilitation elements.
- The fitness area needs to be enlarged and moved to the main level to be made more visible and accessible.
- A better aligned entry and control point will add to the facility's attractiveness and cost effectiveness.
- The multi-purpose spaces need to be updated.

4.6 SOUTH NANAIMO COMMUNITY CENTRE

The Chase River area and other parts of South Nanaimo will see considerable growth and infill. A new community leisure centre will eventually be needed in this area. In the 1994 Master Plan, the need for a new aquatic center and multi-purpose spaces was identified for south-central Nanaimo. As a result, the Nanaimo Aquatic Centre was constructed. This facility did not include all of the multi-purpose spaces needed for this area and a new facility further south should be considered within an 8-12 year time frame. It should be designed so that a smaller leisure pool could be added as a second phase. A third pool, however, would fall outside of the timelines for this Master Plan, and the two existing pools are sufficient to meet the aquatic needs of Nanaimo residents for a considerable time to come.

Recommendation

Develop a community recreation centre in south Nanaimo within an 8-12 year time frame.



Rationale

- Considerable population growth is forecast in the south Nanaimo area within the next ten years. While the Nanaimo Aquatic Centre is reasonably accessible to residents in the south, there will be a need for additional multi-purpose program spaces in Chase River and other areas.
- Because residents in south Nanaimo have lower average incomes than residents of north Nanaimo, care will need to be taken to ensure that access issues are addressed in programming and fee structures.

4.7 BEBAN PARK – CENTENNIAL BUILDING

A number of user groups mentioned that the Centennial Building has potential for greater use. This included gymnastics and sport field users. Various options should be explored, but the Centennial Building already has a number of current user groups, with the Kennel Club being the largest user. There may be an opportunity to add a multi-purpose synthetic surface that could be used for indoor soccer, baseball practice and certain types of trade shows and special events. This needs further exploration, as does the potential need for another structure with a higher ceiling to accommodate additional needs in the community.

Recommendation

Explore options to improve the Centennial Building and potentially add another large multi-purpose space at Beban Park capable of hosting sport activities, trade shows and special events.

Rationale

- The Centennial Building requires exterior and interior upgrading.
- It is worthwhile to both explore options for redevelopment of the space and the addition of another large multi-purpose space in Beban Park.

4.8 AQUATIC FACILITIES

During interviews with aquatic users groups, a number of concerns were expressed regarding the Nanaimo Aquatic Centre. These included poor air quality, difficulty in moving the bulkheads, problems with the moveable floor, lack of spectator space, poor sound quality and the cleanliness of the change rooms. The Aquatic Centre has been an



INDOOR RECREATION AND CULTURE FACILITIES


outstanding success, especially in terms of public use. The Department should host a meeting with the aquatic user groups to clarify their issues and identify how the department is addressing them.

In discussion with aquatic organizations, it was mentioned that in the future, there may be a need for a new outdoor swimming pool in the community. There is no question that the existing outdoor pool is aging and it should be anticipated that an increasing number of mechanical and/or structural improvements will be necessary. It is the consultant's opinion, however, that Nanaimo has ample swimming pool capacity at present, and will, well into the future.

Since the cost of building and operating pools is significant, making better use of existing capacity is more prudent than new construction.

Recommendation

The Department should hold a meeting in the near future with the aquatic user groups to clarify and discuss their concerns.



4.9 REHEARSAL SPACES

Arts organizations listed a number of space needs including a new dance centre, new downtown arts complex, a larger museum and more rehearsal spaces. The need for rehearsal spaces was mentioned by more organizations than any other space requirement.



The consultants have reviewed the inventory of existing spaces suitable for use as rehearsal venues, and would agree that more is required in this area. In fact, various kinds of rehearsal spaces are needed. Some is needed for “one off” rehearsals, where only one or two “pre dress rehearsals” are required. Some is needed for ongoing weekly use by groups which require a space on a regular basis for an entire season at a time. Also, some is needed for dedicated use for a month or so in advance of the beginning of a new production. All these types of needs cannot be accommodated in one or two spaces. A variety of space types and formats need to be provided. Many may be provided in private spaces that arts groups can rent as required. Some should be provided by the public sector and made available to arts and cultural organizations on an “as required basis”.

The consultants see real opportunities for such spaces to be accommodated in two projects which are described elsewhere in this report. They are the retrofits of the Beban Park and the Bowen Park complexes. In both of these projects, new multipurpose spaces will be provided and should accommodate requirements for one-off rehearsals or ongoing weekly use. An opportunity exists to provide some ongoing and dedicated rehearsal space by securing the Harewood School gymnasium as a community arts space.

Recommendations

Ensure the inclusion of arts space in improvements to the Bowen Complex and Beban Park Recreation Centre.

Secure the Harewood School gymnasium as community arts space.

4.10 ART IN PUBLIC PLACES

Very modest recent attempts at using art to improve the visual appeal of Nanaimo and illustrate the essence of the City have been well received. Although increased art in public places was not a need expressed by a majority of city residents in the public survey, it received broader support than any other type of art and cultural infrastructure. The consultants believe that further modest investments in public art will be beneficial to the entire city, will be well received by the residents and will prove to be a very worthwhile investment.

Recommendation

Review options for supporting and increasing public art.



INDOOR RECREATION AND CULTURE FACILITIES

4.11 OTHER CULTURAL FACILITIES

While the Master Plan recommends additional Art in Public Places, as well as rehearsal spaces at Harewood School and Beban Park, the report is silent on the construction of a small theatre, a Class "A" art gallery, a conservatory of music, live/work studio spaces and a dance centre. These are spaces that arts organizations indicated are needed in the community. Based on the results of the public survey, the consultants believe there is limited broad based support for new public debenture debt to finance such significant projects.

Although there is no justification for major public investment in new arts facilities at this time, it is still possible to make progress on this front. From time to time, opportunities may arise to acquire this type of space without significant amounts of City financing being required. The Parks, Recreation and Culture Commission should be vigilant in this regard; and the City should remain poised and ready to take advantage of opportunities that may arise.

One current example may be the Caprice Theatre. It is well located in the downtown area and is currently "on the market". A non-profit organization could possibly acquire and retrofit the facility at a price that is significantly below replacement cost and operate it cost effectively. This will meet a number of the expressed needs of arts organizations, which cannot otherwise be justified by significant community funding.



5. SERVICE DELIVERY

A NUMBER OF OTHER ISSUES were identified and addressed under the heading of “service delivery”.

5.1 SPORT AND CULTURAL TOURISM

The City should work in partnership with Team Nanaimo and other community organizations to support sport and cultural tourism. The City could support the development of a Sport and Cultural Tourism Strategy through these partners. The development of a strategy was previously recommended in the 1994 Master Plan. The City should also coordinate the development of a “civic hosting support package”. There was interest among many sport groups to create a Nanaimo Sports Council to foster a more coordinated approach by the volunteer sport sector.

Recommendations

Work with Team Nanaimo and other partners to develop a Sport and Cultural Tourism Strategy.

Support the development of a Nanaimo Sports Council by bringing local sport organizations together to explore the option.

Rationale

- The need for a planned approach to sport and cultural tourism was noted in the 1994 Master Plan.
- The Team Nanaimo includes key community and business leaders who have an interest and mandate for sport and cultural tourism. Other major community organizations also have an interest and should be included in the development of a strategy.
- Having the City develop a civic hosting support package would provide greater certainty to organizations that are considering bidding for a sport or cultural tourism event.
- Local sport field organizations identified the need to more closely cooperate with each other, and stated that a broader Sports Council would create a more cooperative approach to sport development and advocacy.



SERVICE DELIVERY

5.2 MARKETING AND COMMUNICATIONS

A number of community organizations identified the value of exploring joint marketing of programs, services and special events with the City. While many of these organizations focused on web-based ties, others looked at inclusion within the Leisure Guide or other forms of combined brochures.

Parks, Recreation and Culture Department marketing has improved since the 1994 Master Plan and has included new tools such as park and trail guides. An updating of the marketing plan may be beneficial and should include the consideration of co-marketing. Several organizations expressed their appreciation with being consulted. They would like on-going (annual) opportunities to meet with their colleagues and the Department. They also identified the desirability for a comprehensive e-mail list for organizations, but acknowledged the challenge of keeping it updated.

Recommendation

Update the Department Marketing Plan and explore opportunities for co-marketing with other major community partners.

Rationale

- The Department has made significant strides in its approach to marketing since 1994 and the Leisure Guide was identified as a very effective marketing and communications tool in the public survey.
- The time for updating the Marketing Plan is now appropriate and co-marketing opportunities should be considered.
- There are opportunities for co-marketing with organizations such as Tourism Nanaimo and the Chamber of Commerce, particularly for brochures and promotions for special events and major initiatives. This approach would be cost effective for the Department and partner organizations.

5.3 CULTURAL SERVICES

Over the past ten years the City of Nanaimo has pursued a wide variety of major enhancements to its leisure services. A great many of these have been in the area of cultural services. The new Port Theatre has been developed and is operating to the benefit of local citizens. A new downtown Arts Centre is in place and provides exhibit areas as well as administrative space. A Cultural Committee has been established and an associated budget for grants to cultural groups is in place which provides more financial support for local cultural groups than ever before. As part of the new Nanaimo



Centre, a larger, more accessible museum is included. There are more arts organizations now than there were ten years ago, including some new professional performing arts groups. In addition, private schools for dance, theatre and music are thriving as never before.

During the Master Plan process, the consultants solicited input from arts and cultural organizations in a variety of interest group meetings. A total of twenty-five groups provided input in this way. They documented a wide variety of additional needs for consideration in the planning process.

The consultants also gained input from the general public through the public survey. The public was clear about what they thought the needs were in the City. Unfortunately, there is some clear discrepancy between what the interest groups felt was required and what the public seemed prepared to support.

While the interest groups wanted continued enhancements to cultural services on a scale experienced over the past ten years, the public seemed quite satisfied with the progress over the last decade and were prepared to support other types of initiatives that had received less attention in the recent past. That said, there is much that can be done to refine and modestly enhance cultural services in Nanaimo over the next ten years.

5.3.1 SPECIAL EVENTS

Nanaimo has a long history of using special events to foster community identity, spirit, pride and culture. As the city has grown, it has become harder to maintain the viability and momentum of such special events. It is important to renew efforts to use special events in this way. Ideally, these special events should:

- Be very inclusive with appeal to all elements of the community
- Be accessible physically and financially so that all can attend and benefit
- Be consistent so that momentum is realized and each event can be leveraged by expectations from a previous year
- Include at least an element of the arts (if not a focus on the arts).

The City has a clear role to play in providing leadership to conceive of events, support them and monitor their success.

Recommendation

Place greater emphasis on special events in the future to ensure that their potential to foster community identity, spirit, pride and culture is maximized.





5.3.2 CO-ORDINATION OF EFFORT AND COMMUNICATION

In Master Plan focus groups many of the arts and cultural organizations talked about the fragmentation of the arts delivery system in Nanaimo, and they expressed the need for more coordination.

The consultants believe the above defined need for enhanced coordination is valid and is a priority worthy of some focus over the next ten years. However, it should not be coordination “from the top down”. No single player in the Nanaimo market is well enough positioned to impose coordination on others. It must be coordination “from the group up”. This means that coordination will most likely come in the form of pilot projects and individual initiatives that gain support from others and gradually build momentum within the arts and cultural community to the point whereby it becomes more powerful and effective.

The City of Nanaimo can provide leadership in this regard, but should not assume responsibility for effecting the coordination.

Recommendations

Ensure greater coordination of program delivery - where the City and non profit groups are aware of what each other is doing and provide a more cohesive service offering of programs and opportunities, with each party doing what it is best positioned to do.



Ensure greater coordination of communication internally - where all arts organizations are aware of what each other is doing, and identify all opportunities to work together on projects and to stay out of each others way.

Ensure greater coordination of communication to the public - which might result in some form of "one stop shopping" for information about what is available in the Nanaimo area in terms of arts organizations, programs, opportunities, special events, shows and performances.

Ensure greater coordination in terms of advocating for the arts than is the case at present with groups generally doing their own thing at best, or working in competition with each other at worst.

Host an annual or semi-annual arts coordination workshop where interested groups send representatives to outline what is going on, what opportunities there are for working together on projects, for joint marketing and advocacy efforts and for coordinated scheduling of events and programs. Out of these events will come increased coordination on a scale and at a pace that the groups find useful and practical.

5.4 FESTIVALS AND EVENTS

A number of individuals and organizations would like to see more festivals and special events. In the cultural area, suggestions included a major annual Arts Festival, (using a format similar to the BC Festival of the Arts), more concerts in parks, and heritage themed events and historic walks, perhaps building on the coal mining history of Nanaimo. Other groups felt that major runs or cycling events would fit with the extensive trail opportunities in the City. The Parks, Recreation and Culture Department already plays a significant role in hosting and partnering on these activities.

Recommendation

As part of the development of previously identified Sport and Cultural Tourism Strategy, host a meeting of special event providers to identify opportunities for new events and cooperation on existing ones.

Rationale

- Bringing special event organizers together, as part of the Sport and Cultural Tourism Strategy process, will help these organizations to identify new opportunities.
- A number of special events focus on residents rather than tourists, and can benefit from co-marketing and other forms of cooperation.





5.5 PARTNERSHIPS (SCHOOL DISTRICT #68 AND OTHERS)

The relationship with the School District is not seen as being particularly strong. A new Partnership Agreement should be developed to expand joint-use, the joint development or re-development of indoor and outdoor facilities, and cooperative programming and marketing.

Outdoor sport field groups were concerned with the quality of District fields and saw the need for more joint development and maintenance. Indoor groups experience difficulties in obtaining gymnasium space and would like the City to have greater influence. With the diminished enrollments in some elementary schools, there may be opportunities to look at shared uses as an alternative to closures. It is recommended that the City make the development of a stronger partnership a priority.

In addition to the School District, there are a number of other partnerships that the City has engaged in. A number of communities have developed a set of "partnership guidelines" to guide the creation of partnership agreements and establish protocols for projects on public land.



Recommendations

Proceed to develop a new Partnership agreement with School District #68 as a high priority.

Develop a set of Partnership Guidelines to develop a protocol to enter into specific agreements with other potential partners on projects where public lands or funds are involved.

Rationale

- The need for a stronger relationship with School District #68 was noted in the 1994 Master Plan.
- Currently, there is not an effective sharing of resources between the District and the City.
- User groups have noted difficulties in accessing District facilities and look to the City for leadership in developing a better relationship.
- There are opportunities for the cooperative development of indoor and outdoor amenities that should be explored.

5.6 YOUTH SERVICES

A number of youth and community groups identified the need for additional youth services and opportunities. This included the development of more "learn-to" classes in areas such as yoga, ceramics and kayaking that are directly marketed through schools, as well as more youth oriented facilities.

The recent additions of the beach volleyball courts (Bowen) and the skateboard park (May Richards Bennett Pioneer) were well received. It was felt that a skateboard facility in the south was needed as well as indoor facilities. The 1994 plan also looked at this area. A stand-alone youth center is not recommended, but a youth room could be considered either within one of the capital projects or in conjunction with the School District. It is important to have fairly direct access to a gymnasium from a youth room to make this work.

Recommendation

Develop a Youth Services Plan to extend youth opportunities and identify needs for youth oriented indoor and outdoor facilities.

Rationale

- The need for additional youth opportunities was noted in the 1994 Master Plan.



SERVICE DELIVERY

- While the Department has made significant strides, the need for more youth opportunities was noted in all three Community Forums and in interviews with youth and other organizations.
- The development of a stronger partnership agreement with School District #68 would facilitate better cooperative marketing and youth programming.
- Including a youth room in one or more of the capital projects should be considered.
- Outdoor youth spaces have been well received; there is a need for outdoor youth areas in south Nanaimo.

5.7 LINKS TO OTHER DEPARTMENT INITIATIVES

As the Department identifies new initiatives within its annual strategic plan, it is important to link these with the Master Plan, and the major initiatives of other key community partners. For example, if the City develops an overall Active Living thrust, it needs to link this with capital development (indoor and active transportation), a corporate wellness program, special events, provincial initiatives such as Active Communities (BCRPA) and the 2010 Olympics.

Recommendation

Ensure that the Master Plan and subsequent planning efforts are linked with the initiatives identified in the City's annual strategic planning process.



6. PARKS AND OPEN SPACE

PARKS AND OPEN SPACE IN THE CITY OF NANAIMO has been established, developed and maintained for a variety of functions including formal and informal play opportunities, environmental interpretation and protection, urban beautification and the accommodation of multipurpose parks, recreation and cultural facilities.

The type and design of open space varies depending on the function and objectives for which it is established. Traditionally, open space is provided for two principal reasons:

- **Open space may be justified in terms of parks, recreation and culture objectives:** This type of open space is provided to accommodate passive or active leisure pursuits. Sites are designed to meet the leisure needs of the community, to satisfy aesthetic requirements and to protect natural areas.
- **Open space may be justified to meet other land use objectives:** This type of open space is primarily used for non-recreational use, but may also permit leisure opportunities as a secondary activity. This may include open space to buffer conflicting land uses and to accommodate easements or environmental objectives. In these situations, leisure activity is not the primary purpose but represents a bonus to the existing open space system.

This section of the Master Plan addresses both types of open space.

A total of 13 Parks and Open Space major Strategic Issues were identified, along with 8 other issues or special projects.

6.1 UPDATE OPEN SPACE CLASSIFICATION SYSTEM

When planning a public open space system, it is important to establish a framework upon which information may be superimposed and guidelines developed. This framework or classification system guides minimum standards for similar types of parks, while at the same time, recognizing the unique nature and potential of a particular site. It also allows for consistent planning and budgeting, as well as public expectations. The caution, however, is that the system should not limit the design potential of any one site but rather should be used as a basis to meet minimum standards of development.

The public open space system in Nanaimo includes 5 key areas: City parks, neighbourhood parks, sport fields, trails and greenways and boulevards.



PARKS AND OPEN SPACE

- **City Parks** - City level parks are destination facilities that serve the needs of the entire community, and may include a mix of many different functions and provide significant protected environmentally sensitive areas. Maffeo Sutton Park, Westwood Lake Park and Beban Park are examples of City Level Parks.
- **Neighbourhood Parks** - Neighborhood Parks typically provide a broad range of leisure opportunities for a local area. They are designed to include natural and play areas, seating, sport courts, trails and various programs. Neighborhood parks can be walk-to destinations within an 800m radius of local homes and without parking, or they can be drive-to destinations with small-scale parking to serve larger areas. When provided, neighborhood parks can become the hearts of subdivision or housing development, should be directly accessible by walking or cycling, and should be highly visible. Woodstream Park and Gyro Park are two examples of Neighborhood Parks.
- **Sport Fields** - Sport Fields are developed to accommodate league play, recreational play, school physical education classes and tournaments. Sport fields are generally centralized wherever possible to avoid duplication and include high quality support facilities (e.g. concession, dressing rooms, public address systems, etc.). May Richards Bennett Pioneer Park and Trofton Park are examples of sports fields.
- **Trails and Greenways** - Trails and Greenways include the system of multi-use trails that are being developed around the City as well as significant environmentally sensitive corridors. The E&N trail and Chase River corridor are examples of trails and greenways.
- **Boulevards** - Boulevards consist of many forms of public planting situated along roadway edges and medians. Plantings vary from highly visible gateways, treed corridors and grassy verges to hard landscaped medians and are part of both the City's beautification and urban forest initiatives. The South end Gateway and Uplands Drive are two boulevard examples.

Recommendation

Adopt a Parks and Open Space Classification System as indicated above.

6.2 MANAGEMENT AND ACQUISITION PRIORITIES

With the addition of new parklands over the last ten years, Nanaimo is generally well supplied with active park space. However, the public wishes more and better access to



the City's waterfront. Nanaimo residents also take great pride in the evolving trail system that gives them access to parks and open spaces and supports healthy lifestyle and transportation choices.

Parks and open spaces are very beneficial to the community. They provide opportunities for outdoor recreation and its associated physical, psychological and social benefits. They also afford opportunities for spiritual renewal, a retreat from urban bustle and daily cares, and a chance to restore links with nature. Parks and open spaces enhance the community, providing economic returns in increasing property values and attracting visitors, new residents and prospective business. A park and open space system can also play an important role in maintaining natural areas and all the values and benefits that they represent.

As indicated in FIGURE SIXTEEN on page 60, Nanaimo's parks total approximately 589 ha, or about 6.6 percent of the City's land base. There are also other properties that are protected by other agencies. These comprise about 588(1,636 acres), representing an additional 5 percent of Nanaimo's land base. In total, about 13 percent of Nanaimo is protected as open space.



PARKS AND OPEN SPACE

FIGURE SIXTEEN
TYPE AND OWNERSHIP OF PARKS AND OPEN SPACE WITHIN THE CITY OF
NANAIMO

Type and Ownership	Area (hectares)	% of Total Protected Area
City Parks (City of Nanaimo) 475 in 1994 therefore a 10 year increase of 114 ha	589	50
Newcastle Island Provincial Park	300.8	26
Petroglyph Provincial Park (BC Government)	1.2	0.1
Buttertubs Wildlife Sanctuary (Nature Trust of BC)	22	2
Morrell Nature Sanctuary (Nature Trust of BC)	89	8
Nanaimo River Estuary (Pacific Estuary Conservation Program)	175	15
Total Protected Area	1177	13 of total land area of Nanaimo is protected area.
Total Land Area of Nanaimo	8863 (not including lakes)	

The above open space numbers do not include open space areas such as portions of the parkway trail, the E&N trail, portions of the Harbourfront walkway, plazas and ocean beaches.

A minimum of 5.0 ha per 1,000 people is a common "rule of thumb" as a minimum area for parkland / open space in urban areas. At a population of approximately 77,000, the 589 ha of City parks provide about 7.0 ha of parkland for every 1,000 residents in Nanaimo. This exceeds the minimum guideline and compares favorably with other municipalities. Some proportion of the 589 ha is occupied by indoor and outdoor facilities,



but as already shown in FIGURE SIXTEEN above, other protected space exists in Nanaimo and contributes to the overall parks and open space system.

The City of Nanaimo has several roles to play in acquiring land for parks and open space. The 1994 Master Plan identified about 30 areas within the City that were considered to be environmentally significant and/or valued for their recreational, natural or green space features. The 2004 Master Plan identifies another 20 properties that should be acquisition and management priorities for the coming years. FIGURE SEVENTEEN provides details and proposed actions for these priority areas.

**FIGURE SEVENTEEN
PARKS AND OPEN SPACE
MANAGEMENT AND ACQUISITION PRIORITIES**

Priority Class	Site	Proposed Action	Options
A	Additional seaside parks ie. Small Beach on Nanaimo Harbourfront Chase River	Acquire	Seek opportunities to acquire key waterfront properties and access to ocean shoreline as public open space.
A	Brannen, Diver, Green, Long and Westwood Lakes	Acquire	Increase parkland near lakes and, where appropriate, increase access to the water and along the shore.
A	Buttertubs Marsh and wetlands to west and south	Co-manage	Recognize entire areas as environment-ally sensitive. Work with landowners, <i>Ministry of Environment, Lands and Parks</i> and BC Nature Trust to determine appropriate measures to protect the hydrological regime and aquatic habitat in Buttertubs Marsh.
A	Harewood Plains	Acquire	Seek to acquire as park and to develop funding partners.



PARKS AND OPEN SPACE

FIGURE SEVENTEEN (Continued)

Priority Class	Site	Proposed Action	Options
A	Linley Valley	Acquire	Work with the BC Government, Crown Lands Division to acquire DL 56 for park purposes. Develop a comprehensive plan that provides the context for a city park. Consider a plan that protects key areas in exchange for limited housing development on remainder. Conduct an inventory of significant environmental resources within parkland designation.
A	Millstone River	Acquire or Co-manage	Acquire lands to complete the walkway. Alternatively, designate shoreline leave strips as environmentally sensitive areas and regulate land use accordingly; and/or negotiate covenants with landowners for the retention and dedication of shoreline leave strips as natural areas. Coordinate with Regional District of Nanaimo to protect the river course across city and regional district boundaries.
A	Nanaimo Correction Centre Lands on Brannen Lake	Acquire	Negotiate with BC Government on possible future acquisition for park purposes should the centre be moved.
A	Properties adjacent to Westwood Lake Park	Acquire	In order to maintain and enhance the park character, seek to acquire properties that enhance park buffers.
A	Walley Creek	Acquire or Co-manage	Continue to acquire streamside dedications for park/trails through subdivision and development applications. Work with neighbouring residents and the Hammond Bay Neighbourhood Association to rehabilitate and enhance.



FIGURE SEVENTEEN (Continued)

Priority Class	Site	Proposed Action	Options
A	Waterfront Access points	Acquire	Provide waterfront access (access minimum of every 500 m); where coast is too steep to allow access to the shore, access should provide viewpoints with rest areas that welcome users to enjoy the view in a quiet setting.
B	Millstone Bluffs	Co-manage or Acquire	Continue to work with the provincial <i>Ministry of Transportation and Highways</i> to protect the bluffs and trail along the Nanaimo Parkway.
B	Northfield Marsh	Acquire or Co-manage	Designate as an environmentally significant area. Negotiate with the Ministry of Transportation and Highways to mitigate impacts of the parkway and Northfield connector. Acquire remaining wetlands as an ecological park.
B	Provide neighborhood-type park in industrial zoned lands, to provide employees of businesses with green space and activity areas.	Acquire	To increase greenspace for recreation and environmental benefits in industrial areas.
B	Robin's Gardens	Acquire	Acquire as future community or city park in collaboration with South End Citizens Association. Ensure that sufficient land use is present in the neighbourhood to provide on-going security to the site.
B	Up to 2 ha of neighbourhood parks in Westwood Lake area (linked to Westwood Lake Park).	Acquire	To ensure adequate neighborhood park space in the area.



PARKS AND OPEN SPACE

Recommendations

Implement the actions presented in FIGURE SEVENTEEN regarding parks acquisition and open space co-management.

Focus on the following features in future acquisition of lands for public open space in order of priority:

- *Waterfront and shoreline areas*
- *Lakes, streams and river courses*
- *Woodlands with extensive natural areas*

Consolidate future acquisitions and dedications to achieve areas larger than totlots.

6.3 PARKS AND OPEN SPACE OUTSIDE CITY BOUNDARIES

City residents make recreational and visual use of many natural areas immediately outside the City boundary. Several of the prime recreational sites are under immediate threat and loss of the recreation and aesthetic benefits of these areas could have long-lasting impacts on the attractiveness of Nanaimo to residents and tourists. Furthermore, many activities such as rock climbing, hiking, mountain biking and nature appreciation in a wildlands setting cannot be provided effectively within the City boundary. Despite the fact that costs of land acquisition outside the City are substantially lower on a unit basis than the purchase of serviced land within the City boundary, adjacent Electoral Areas (e.g. Area C or D) do not have sufficient population or financial resources to protect these key areas on their own.

The City of Nanaimo already owns several properties outside the City boundary, including lands around Witchcraft Lake and a large property immediately south of the South City Boundary. Future acquisition of park space could occur outside the City boundaries to meet recreational and aesthetic needs.

Properties and areas outside of the City boundaries that might be considered for acquisition include:

- Diving activity at Snake Island
- Hiking and mountain biking on Westwood Ridges
- Nanaimo's visual backdrop and hiking paradise – Mt. Benson
- Hiking and spectacular scenery at Benson (Ammonite) Falls
- Appreciation of native wildflowers at Harewood Plains
- Salmon spawning and swimming at Nanaimo River



- Rock climbing at Westwood Ridges and Mt. Benson

In interviews with stakeholder groups and residents for the 2004 Parks, Recreation and Culture Master Plan, it was surprising how many respondents were not aware that these recreation resources are outside the City.

Many groups also make a strong case that these recreational features cannot be provided in Nanaimo, since they are based on the characteristics of the land, but that it is mainly Nanaimo residents and tourists staying in Nanaimo who are using these sites.

Respondents also reported that a lack of protection and management of these sites is hurting Nanaimo's opportunities for economic and tourism development.

The Regional District of Nanaimo is active in acquiring or managing some of these sites (e.g. Benson Falls). Local non-government organizations have expressed interests concerning some of the other sites as well. However, it is unlikely that non-government organizations or the Regional District, operating alone, will have the resources to effectively acquire or co-manage these important recreation features.

Recommendations

As part of the open space planning and land acquisition process consider the opportunities of co-management of recreational lands outside City limits with the Regional District of Nanaimo.

Prepare open space and environmental management plans for lands owned by the City outside the City boundary (e.g. Witchcraft Lake).

6.4 EXPAND AND IMPROVE TRAIL AND GREENWAY SYSTEM

As set out in the 1994 Parks, Recreation and Culture Master Plan, there has been excellent progress at completion of a major trail system, in particular along the Nanaimo Parkway and the E&N railway.

The rapid implementation of Nanaimo's trail system is becoming a factor in new residents choosing Nanaimo as a place to live. Similar to the results in 1994, the 2004 public survey showed that of those recipients who saw a need for additional outdoor facilities, a considerable number favored more trails for walking and cycling – making trails the most requested outdoor facility. The popularity of trails for walking and cycling is rapidly increasing, not only for recreational use but also as alternative means of getting from place to place. People want to get out of their cars and onto footpaths and bike trails for their own health, as well as the health of the environment.



PARKS AND OPEN SPACE

Recommendations

Continue to update and implement a comprehensive system of linked trails in accordance with the policies of this plan and the Trail Implementation Plan.

Add guidelines to the Trail Implementation Plan regarding the trail planning and design process to ensure that trail implementation standards are appropriate for the intended user, and ensure high construction standards to extend facility life and reduce maintenance costs. The design guidelines should provide standards for various forms and surfaces of trails, as well as the design of trailside buffers.

Create a trail signage strategy including interpretive signage, public information and way finding signage, and provisions for special events (e.g. running events).

Implement the trails and greenway systems with the general priorities as follows:

- *Connections from neighbourhoods to the E&N trail*
- *Departure Bay Trail*
- *Walley Creek System (completion)*
- *South end E&N trail system*
- *Brannen, Divers and Green Lakes shorelines*
- *Trails and management near Westwood Ridges and Mt. Benson*
- *Planning of trail connections from the Oliver Road park through the Linley Valley*
- *Trails around Diver Lake.*

Continue to develop the trail system using a greenways approach in serving recreation, transportation and/or conservation functions. Place emphasis on:

- *Connections between parks and protected areas*
- *Foreshore and beach access*
- *The use of natural corridors, such as waterways and ridges*
- *Use of treed and quiet streetscapes through residential areas*

Plan trails along waterways to avoid detrimental impacts on riparian habitat; where possible, a further setback beyond the leave strip required to protect fisheries and habitat values should be acquired for use as a trail.

Extend the trail along the Esquimalt-Nanaimo rail right-of-way as a trail / cycle path connecting the City from south to north.

Develop trails in an environmentally friendly manner to avoid detrimental impacts on waterways, sensitive habitats, steep slopes and vegetation; and to provide users with a safe, enjoyable experience.

Expand information on walking routes to show linkages among the parks and other open spaces and neighbourhoods allowing users to access a wider range of interconnecting walking and cycling opportunities.



Emphasize acquisition and development that provide trails to the waterfront, providing for "nodes" along trails for resting, sitting and picnicking in natural settings and/or at viewpoints (e.g. Provide a trail through vacant lands north of Brickyard Road to waterfront access at Icarus, Rafter and Sealand Parks).

6.5 ATTRACT SPORTS AND CULTURAL TOURISM

Nanaimo's parks, culture and open spaces can be a major attraction to visitors, as well as residents. As a regional centre, Nanaimo is the logical location for regional-scale events and for hosting rotating Provincial scale sports and cultural events.

Parks are an important and powerful tool in generating, understanding and appreciating the natural and cultural world around us. Eco-tourism, Adventure Tourism, Sports Tourism and Cultural Tourism are important for Nanaimo's economic future.

Recommendations

Ensure that Nanaimo's major park facilities are planned with provisions for special sport and cultural events.

Support a program of temporary and permanent public art in Nanaimo's parks and public areas, with a focus on the downtown cultural district.

6.6 PARTNERSHIPS

Nanaimo has a long history of parks and open space projects being supported by volunteers and a variety of partnership agreements. The use of volunteers and partnerships extends the reach of limited City resources, and equally important, provides opportunity for community involvement.

Recommendations

Continue and expand the Volunteer in Parks Program (VIP)

Continue to work with neighbourhood groups, volunteers, community organizations and other agencies in the acquisition and development of Nanaimo's parks, open spaces and special places.

Continue to develop partnerships with the Regional District of Nanaimo, the School District and BC Parks that help to fulfill the City's goals, as well as the respective mandates of those agencies regarding parks and open space.

Focus acquisition on extending open space adjacent to elementary school sites where adjacent vacant land exists. The City should work cooperatively with local schools so they can serve the surrounding communities.




PARKS AND OPEN SPACE

Continue to develop partnerships with federal agencies, such as the Port of Nanaimo, the Department of National Defence and the Snuneymuxw First Nation to fulfill goals and objectives respecting parks and open space.

Explore the range of opportunities by which the City can work cooperatively with landowners to provide public access to open space or to protect significant areas.

6.7 YOUTH PARKS

New achievements in youth parks have included the opening of the skateboard park at May Richards Bennett Park. This complements the Skate Park at the Curling Rink and the Maffeo Sutton Skate Park. However, there is still a need to extend the facilities for youth throughout the City.



Recommendations

Consider smaller scale youth/skateboard facilities distributed across the City, (e.g. Cinnabar/Chase River, Harewood, Downtown, Beban, to supplement the existing facilities at Curling Rink and May Bennett). These new facilities may be a combination of paved multi-purpose space and built-up skateboard ramps, as opposed to in-ground skateboard facilities.

Consider provisions in major playgrounds or parks for 'tween' facilities – sections or playgrounds or parks designed specifically to be appropriate to the social development of young teens.



6.8 SPORT FIELDS AND AMENITIES

In the period between 1994 and 2004, the City has met its sport field needs with major athletic parks at Trofton, Harewood Centennial, Robins, Gyro, Beban, Pleasant Valley, McGirr and May Richards Bennett Parks. Land has been acquired for a major new sports facility at the Third Street property. A field house has been installed at Beban Park. Land and funding has also been put in place to support many future sport field projects.

Recommendations

Proceed with the following sport field projects:

- *Detail design and implementation of the Third Street sport field complex, with a focus on the needs of baseball and soccer.*
- *Completion of the field house at McGirr Park.*
- *Installation of an artificial turf sport field at Beban Park.*

Update the Beban Park Master Plan to determine the ultimate site build-out that integrates and completes construction and upgrades of sport fields, field house, related trails and verge areas and adjacent park uses.

Instigate a co-operative program with SD #68 and Malaspina University College for improved joint use of existing and proposed facilities.

6.9 WATERFRONT AND LAKE ACCESS AND MANAGEMENT

Nanaimo's recreation use of water is concentrated on Long Lake, Brannen Lake and the sheltered marine waters of Newcastle Channel, Departure Bay and Nanaimo Harbour. Non-motorized use occurs on Westwood Lake and Diver Lake.



PARKS AND OPEN SPACE

With population growth and new water-based sports, crowding and conflict on Nanaimo's lakes and sheltered marine areas appears to be growing. There is a need to start managing this asset in order to avert these conflicts. Similarly, while numerous public access points now exist within the park system, they seem to be little known. Some respondents noted that these accesses are often difficult to find or appear to have been "taken over" by neighbouring properties. Access to the waterfront is a high priority in terms of outdoor recreation and appreciation, as shown by both public comments and survey results. Nanaimo is, indeed, the Harbour City, and access to water is a fundamental reason for living in the community.

For the most part, waterfront accesses have been developed primarily for neighbourhood use in terms of providing a simple path, with no adjacent parking, to which local residents can walk. However, to take some of the pressure off waterfront parks such as Pipers Lagoon and Kinsmen Park, it becomes necessary to provide for more extensive use of at least a number of waterfront access points.

Some existing access points could be developed for heavier use (e.g. by upgrading trails and providing parking space) based on the following criteria:

- The availability of land area required.
- The capacity of the path/access to withstand additional use without jeopardizing the surrounding environment or public safety.
- The proximity of private residences to the path/access and to the waterfront; if adjacent residences are close to the path or the waterfront, then further development is likely not desirable.

Ideally, waterfront access points should be provided, on average, every 500 metres. This would allow access within walking distances for most local residents while providing ready opportunities for access for residents from other parts of the City. Much of the coastline, particularly in the north end, is very steep and erodable, making it costly or impossible to provide safe, direct access to the foreshore. In such cases, waterfront access should take the form of viewpoints with limited parking, benches or picnic tables and buffering vegetation that welcome users to enjoy the view in a quiet setting.

Recommendations

Review the role that the City of Nanaimo can play in Lake Use Management, with attention to gaps in existing practice by other agencies.

Develop a City policy on Lake Use Management to address:

- *Access, on-water conflicts, use management*
- *Coordination of user groups*



- *Regulation role*
- *Policing role*
- *Mandate – legal and responsible*
- *Multi-agency liaison*

Provide waterfront access every 500 metres where possible.

Develop existing and future waterfront accesses for more extensive use where:

- *Land is available to do so*
- *The capacity exists to withstand use without jeopardizing environmental integrity or public safety*
- *Private residences are not too close to the access and waterfront*

Provide viewpoints with sitting areas where shorelines are too steep to allow access to the foreshore itself.

Ensure all existing and future public accesses are readily identifiable from the adjoining road.

Ensure that adjacent private properties are appropriately screened.

Indicate the location of all public access in park guides and brochures.

6.10 ACCOMMODATING DOGS IN PARKS

Pets are a key part of people's families. This creates much emotion around the issue of places for dogs, in particular, to run free. In addition, dogs often create conflicts with people in parks and trails; and pets have impacts on the environment. As a service to the public and the environment, the City needs to find a creative balance to the opportunities and issues that dogs and other pets present.

Dog off-leash sites presently exist at Beban Park, the Westwood Lake power line trails and at Cable Bay trail. The Regional District of Nanaimo (RDN) is now developing plans for the phased 'closing and adaptive re-use' of the Cedar Road landfill. Passive park uses including dog off-leash areas are part of this plan.

Recommendations

Encourage and support the RDN in creating a large (soccer field size) dog-off leash area as the Cedar sanitary landfill is closed and adapted to parks and open space use.

Review and write, with public input, a comprehensive policy and education program on dogs in parks. This program should include:

- *Identification of proposed dog off-leash parks, with a goal of finding a suitable location near Nanaimo's north end to supplement existing off-leash areas.*
- *Identification of trail segments that may be suitable for dog off-leash status.*



PARKS AND OPEN SPACE

- *Review challenges associated with pets in public areas, including personal safety; comfort; dog interaction; trail or park crowding; impacts on birds, wildlife and environmentally sensitive areas; dog litter policies; and amenities for pets.*
- *Design guidelines for dog off-leash areas and for dog off-leash trails.*
- *Education materials for pet owners on ways to minimize the impact of their pet on other people and the environment.*

Consider role of the private sector in the development of dog off leash areas.

6.11 URBAN FOREST MASTER PLAN

Forests are a significant part of the heritage and setting that gives Nanaimo its character and attractiveness. Nanaimo's existing policies on trees have been focused on protection, but this protection does not extend to individual lots – tree policies have administrative challenges and may prevent seeing 'the forest for the trees'. Recent information on the environmental values of urban forests, and on management tools for urban forests, provide opportunities for more effective programs. Completion of utility upgrades in the Old City, and construction of boulevards in new subdivisions, provide opportunities to embark on an organized street tree program.

In addition, public input results show continuing support for protection of the natural environment, as well as beautification of Nanaimo. The City's Tree Protection Bylaw is established, but could use a review and fine-tuning. The consultants' work in other communities has shown a benefit:cost ratio of up to 5:1 for public street tree programs.

Recommendations

Complete an Urban Forest Master Plan that includes:

- *A review of the objectives and implementation of the Tree Protection Bylaw.*
- *Review of other regulations and policies concerning the management of trees and forests in parks and other protected lands.*
- *An investigation of the role of trees in stormwater management, energy use, air quality, habitat, views, aesthetic and property values.*
- *A vision, supported by staff and public process, for the role and form of the desired urban forest in Nanaimo.*
- *Recommended strategies, implementation tools, and budgets for tree protection, planting, maintenance and removal.*
- *Planning and budgeting for the installation and maintenance of street trees.*



6.12 LANDSCAPE BEAUTIFICATION AND NATURALIZATION, MAINTENANCE PLANNING

In the last ten years, the completion of the Nanaimo Parkway, Third Street and other major new roadways have changed the traffic pattern and location of entrances to the City. Horticultural display sites may need to change because of varied road and circulation patterns. Areas which are low profile may be suitable for naturalization. Proper planning of maintenance and priorities may improve overall efficiency and effectiveness.

During recent open houses, concerns about the appearance and level of maintenance extend to streetsides and 'garden parks' around the City, in particular at highly visible entrances and public sites. There is also a public perception that maintenance levels have been inadequate in some areas. This is most often stated about the downtown area. A current trend in park management is to consider areas that are appropriate for a lower standard of landscape maintenance or that should be designated for naturalization.

Recommendations

Undertake a complete review of horticultural display sites in the City.

Refocus priorities given new traffic patterns and new developments.

Prepare parks maintenance plans that clearly determine maintenance levels for different areas within parks; organize these into a City-wide program with related funding and priorities to optimize effectiveness.

Initiate a naturalization program for non-priority areas where there is a natural backdrop.

Implement a comprehensive signage and visual identity program, including explanation of the naturalization program.

Review the City's land use planning and regulatory mechanisms in the ways suggested to enhance the identification and protection of Nanaimo's environmentally significant features.

Support programs to educate and encourage voluntary stewardship actions on private lands (e.g. appropriate landscaping on steep slopes; creating or maintaining ponds and marshes; environmentally friendly tree pruning).

6.13 INTEGRATED PARK SITE, EVENT AND MANAGEMENT PLANS

There have been concerns about maintenance standards in existing parks, as well as areas in parks between developed facilities that are not "finished". There is public dissatisfaction with levels of maintenance of highly visible areas, particularly in the downtown. These are signs of a parks system and City that is changing and growing faster than the organization's ability to keep-up.



PARKS AND OPEN SPACE

Since resources will always be limited, horticulture and maintenance priorities need to be carefully defined. In addition, special events will create special challenges for maintenance and space. Planning for parks facilities and maintenance needs to anticipate the needs of special events. A key to success is to ensure that funding is in place to complete verge areas and “the commons”, and that standards of maintenance are clearly spelled out, and adequate maintenance funding provided given the proposed standards. For example, areas of parks may be designated for various maintenance levels as specified in the BC Landscape Standard. These levels vary from ‘Appearance’ to ‘Background’.

Recommendation

Create Integrated Park Site, Event and Management Plans:

- *To identify planned improvements to facilities and verge areas.*
- *To plan how the facilities would operate both during regular and special events.*
- *To identify design / maintenance standards for various areas.*

Include estimates for capital and operating funds, with recommendations to Council for an organized program of implementation.

Establish priorities for Integrated Site, Management and Maintenance Plans including the Third Street Park, Beban Park, Bowen Park, and Maffeo-Sutton/Swy-a-Lana. Integrated plans for other parks would follow.

Create an Integrated Site, Management and Maintenance Plan for the Downtown Cultural District, when further improvements are undertaken at this location.

6.14 OTHER ISSUES AND SPECIAL PROJECTS

Several other issues are worthy of action. The public wishes to see greater cooperation and efficiency in the use of recreation resources by the City and other public agencies such as SD #68 and Malaspina University College. Joint planning and development will allow optimum efficiency in use of land, and will offer opportunities for shared parking, trail linkages, washrooms, concessions, utilities, and the like.

The items below may be viewed as Special Projects that are priorities for the next ten-year period.

6.14.1 NANAIMO RECREATION CAMPUS

The 1994 Parks, Recreation and Culture Master Plan recommended the acquisition of the Third Street property. This has been accomplished. Planning of play fields and a twin ice arena, as well as extensive environmental protection areas, is well advanced with good prospects for implementation.



Malaspina University-College and the Third Street corridor are now an important gateway to Nanaimo's downtown and their appearance and resources affect the rest of the City. As Malaspina contemplates University status, it is important to create a physical presence that solidifies its image to the students, residents and visitors.

Recommendations

Develop the Third Street Park in central Nanaimo to create a 'campus-like' entrance for central Nanaimo.

Develop playing fields and twin arenas in this area to integrate with improvements to adjacent School District lands (e.g. Serauxmen Stadium parking) and Malaspina University College Lands to create a seamless open space amenity surrounding Third Street.

Provide careful integration of recreational facilities and an open grass campus, environmentally protected areas, trail systems, street trees, streetscape and parking area buffering, stormwater and watershed management, signage systems (informational, directional, interpretive) and overall parks and open space aesthetics.

Seek partnerships in planning, implementation, facility use and maintenance to optimize the use and beauty of this important new 'campus'. Such partnership may serve as a model for other co-operative ventures among the City, School District, University College and others.

6.14.2 DOWNTOWN / MALASPINA UNIVERSITY COLLEGE TRAIL

New housing developments, and potentially a Convention Centre and hotel, are currently planned for downtown Nanaimo. This will create additional population in the downtown centre. Improvements at the harbourfront open space system merit strengthening the trail link for the existing and new population to and from the Third Street recreation campus, Bowen Park and the Downtown waterfront for both for residents and tourists. This link would also improve non-motorized access for College and Harewood residents to downtown and the waterfront.

Recommendations

Give priority to completing and enhancing the Trans Canada trail from Maffeo Sutton Park up the Millstone River through Bowen Park, extending to the Aquatic Centre, Third Street Campus and Malaspina University College.

Investigate the feasibility of a trail underpass at the railway embankment, with an improved connection from Maffeo Sutton to Caledonia Park.

Develop a plan for a complementary linkage along Third Street from Wakesiah Avenue to Downtown, that would allow a loop walking or cycling circuit, and would provide, in the long term as adjacent redevelopment occurs, a streetscape fitting for this major entrance.



PARKS AND OPEN SPACE

6.14.3 LINLEY VALLEY STRATEGIC PARKS AND TRAIL PLAN

The implementation of a new community centre at Oliver Road is funded and imminent. The new centre is in an area of land that was acquired by the School District for a secondary school, and that proposal has since been abandoned. The 1994 Master Plan showed schematically the idea of an open space link from the Oliver Road/Rutherford Area down the Cottle and Linley Valley to Hammond Bay Road. The opportunity still exists to plan strategically for this link before the Oliver Road centre site plan is finalized, and before there is land ownership change or development in the area.

Recommendations

Complete a strategic plan for parks, open space and trail linkages between the Oliver Road Park area and Hammond Bay Road, along the Linley Valley corridor.

Identify, conceptually, locations for trails and open space linkages in relation to ridges, watercourses and environmentally sensitive areas, existing and proposed parklands and planned major road networks.

Use the plan as input to development, park and roadway planning for the Valley.

6.14.4 NORTH NANAIMO & LANTZVILLE JOINT WATERFRONT ACCESS PLAN

Waterfront access was a key recurring theme in public input to the Master Plan. In North Nanaimo, there are steep waterfront access stairs at Icarus Drive and at Eagle Point. However, the high, unstable shore cliffs restrict additional access from the housing areas there to the waterfront at Eagle Point, which includes attractive beaches at low tide. The shore cliffs become less steep at the north end of the beaches, in the new District of Lantzville. Improving waterfront access in the North end of Nanaimo benefits residents within the City as well as citizens of Lantzville.

Recommendation

Pursue, in co-operation with the District of Lantzville, a design and implementation plan to increase public access for both Nanaimo and Lantzville residents to the beaches of Eagle Point.

Consider the creation of a comfortable loop walking circuit to enjoy the beaches and upland ridges.

6.14.5 MOUNTAIN VIEW OPEN SPACE PLAN

The review of park and trail coverage indicates a deficiency of parks and trails in the Mountain View Elementary School catchment area. Although this area is low density at



present, there is the possibility of increases in density in the long term and failure to plan now for parks and open space may make it unachievable at a later date.

Recommendations

Prepare a parks and open space acquisition plan for the Mountain View Neighbourhood.

Pursue parks acquisition in this neighbourhood as opportunities arise.

6.14.6 CHASE RIVER / SOUTH NANAIMO OPEN SPACE PLAN

The review of park and trail coverage indicates a deficiency of parks and trails in the South Nanaimo area, including most of the Inukan future development lands. Although this area is not developed at present, there is the likelihood of development applications in the future. In addition, the phased closing of the Cedar Sanitary Landfill and its conversion to parks use creates a new variable in open space planning for this area. In that context, it is important for the City to identify the amount, type and conceptual location of parks and open space that it expects during development. Failure to plan now for parks and open space may make it unachievable at a later date.

Recommendations

Prepare a parks and open space acquisition plan for the South Nanaimo area.

Pursue parks acquisition in this neighbourhood if opportunities arise.

6.14.7 NANAIMO PADDLING CENTRE

Local groups are coalescing to support the development of a Paddling Centre on Nanaimo's marine waterfront.

Partners include local rowing and paddling clubs, as well as the Coast Guard Auxiliary. Discussions have begun with the Port Authority concerning location, with the Brechin Boat Ramp area being one alternative.

The objective is to have a two kilometer rowing course in Newcastle Channel – and this would fit between Brechin Point and Swy-a-Lana Lagoon. The paddling centre development may be a key part of Nanaimo's eco-tourism marketing strategy; however, there are potential issues of congestion around mixing rowing craft, seaplanes and other craft in the channel. Any public development on the waterfront should be of a high caliber of design, and should be a public attraction to add to Nanaimo's appeal.





Recommendations

Lead the planning and design process to determine the feasibility and cooperative funding for the development of a Paddling Centre and rowing course on Nanaimo's Marine Waterfront.

Work with the Port of Nanaimo and BC Parks to determine the best location for rowing activity in the harbour and the best waterfront location for on-land facilities.

Design the Paddling Centre and rowing course to recognize the high-value of any waterfront location, and create a structure and program that adds to Nanaimo's tourism appeal while serving the needs of local paddlers, viewers and marine support services.

6.14.8 NEW NANAIMO CENTRE / COMMERCIAL ST. PIPER PARK LINKAGE

The new convention centre and hotel proposal in downtown Nanaimo is an opportunity to more effectively link Commercial Street to the waterfront. The New Nanaimo Centre will become the symbolic and physical heart of the City, and is thus a symbol of Nanaimo's heritage, civic pride and future. The public appeal of the spaces between the waterfront and Commercial Street is critical to the circulation of pedestrians past retail areas on Commercial Street.

Recommendation

Implement a design for Piper Park and the adjacent Museum Way in tandem with the design of the proposed Convention Centre and new Museum that conveniently links the waterfront walkway system and Commercial Street for pedestrians, while recognizing and enhancing the heritage appreciation of this area and Nanaimo in general.



7. IMPLEMENTATION

The Parks, Recreation and Culture Commission and Department should use the Master Plan as the basis for decision making over the next ten years. The document should be referred to on a regular basis, and should provide guidance on a wide range of issues related to the delivery of leisure services. Each of the recommendations should guide the City in implementing the Plan.

Some recommendations will have little or no budget impact, while others will be used as the basis for budget submissions in future years.

At the end of each year, the Department should prepare a brief report outlining those areas in the Plan that been implemented in the previous twelve months, and providing details regarding revisions that may be necessary for the continued implementation of the recommendations.

It is recognized that as time goes on, there may be other projects and priorities that arise that will take precedence over the current recommendations. These may arise as a result of changes in forecasted population growth and the City's demographics, continued development opportunities, or other circumstances. It is important to note that any amendments to the Plan should be documented and appended to the final report.

The information on the following page summarizes recommendations related to each of the recommendations related to new and improved community facilities.

It should be noted that the cost of construction has undergone a dramatic increase in the past two years, and it is anticipated that costs will continue to increase significantly for the immediate future. The consultants have been provided with information from architects and construction management firms in order to identify the cost per square foot to build and/or renovate facilities. The estimates are provided below.

Aquatic centre improvements / retrofits

- \$230 - \$300 per sq. ft.

Community recreation centre improvements / retrofits

- \$200 - \$300 per sq. ft.

The City has funds in place for the construction of two of the facilities recommended in the Plan – the twin arenas at Third Street, and the Oliver Road Community Centre. The consultants have used construction cost estimates provided by the City for these amenities.



IMPLEMENTATION

The following construction costs and priorities are presented for the City's consideration. It should be noted that estimates are based on 2005 dollars, and the annual cost of inflation will have to be built in.


**FIGURE EIGHTEEN
CAPITAL COSTS - PROPOSED INDOOR FACILITIES (2005 – 2014)**

PROJECT INITIATION	PROJECT	COST	COMMENT
Ongoing	Art in Public Places	\$ 100 k / yr	Funded in cooperation with current / future development
2005	Twin Ice Rinks	\$ 10 m	Funds in place, and planning currently underway
2005	Oliver Road Community Centre	\$ 7.25 m	Funds in place
2005	Arts Rehearsal Space	--	Project assumes land can be acquired in an exchange with School District #68
2006	Museum	\$ 4 - 5 m	Funds in place and planning currently underway
2008/09	Beban Park Multi-Purpose Hall	\$ 1.6 m	In partnership with community organizations
2009	Bowen Park Community Centre	\$ 2.6 m	Facility expansion and retrofit
2010	Beban Park Community Centre / Beban Aquatic Centre	\$ 5.5 m	Facility expansion and retrofit
2014 & beyond	South Nanaimo Community Centre	\$ 7 m	Facilities to be determined through public consultation process



Please Note:

- The project costs listed above include the cost of construction, as well as soft costs for professional fees (architects, engineers, electrical consultants, and mechanical consultants), building permits, FFE (furniture, fixtures and equipment), and the like.
- Several of the projects will likely require some degree of public consultation, as well as input from City officials, in order to determine the exact building components, size and program requirements. This process could well result in facilities that are larger (or smaller) than currently anticipated.
- The Master Plan includes mention of the need to address operating considerations and potential improvements suggested by aquatic organizations and staff, related to the operation of the Nanaimo and Beban Aquatic Centres and the outdoor pool. It is anticipated that these improvements will be financed through current capital allocations.
- It is anticipated that improvements to the Harewood gymnasium will be relatively minor.
- Improvements to the facilities at the Bowen and Beban Community Centres are intended to provide additional meeting and multi-purpose space, as well as space for arts programming.
- As noted, in some instances, financial assistance will be sought through partnerships with community organizations. Grant programs from senior levels of government should also be explored.



APPENDIX ONE
1994 MASTER PLAN RECOMMENDATIONS

FOR INFORMATION ONLY

REPORT TO: PARKS, RECREATION AND CULTURE COMMISSION

FROM: TOM HICKEY, DIRECTOR, PARKS, RECREATION AND CULTURE

RE: EVALUATION OF ACTIONS TAKEN ON THE 1993 PARKS, RECREATION AND CULTURE MASTER PLAN

RECOMMENDATION:

That the Parks, Recreation and Culture Commission receives the report.

BACKGROUND:

The City has now initiated the update of the ten year Master Plan for the period 2004 – 2014. As part of this initiative, Commission has requested that staff prepare a report evaluating the action taken on the 1993 Parks, Recreation and Culture Master Plan.

DISCUSSION:

The primary objectives of the 1993 Master Plan were:

- To guide the orderly development of all types of parks, greenways and open space, including needs for land acquisition.
- To develop a comprehensive recreation and cultural facility development plan.
- To develop a plan which addresses current and future program needs.

The Master Plan was prepared by Professional Environmental Recreation Consultants (PERC) who have been hired with Lanarc to undertake the current update. In 1993, PERC provided the Parks, Recreation and Culture Commission with 112 recommendations and 88 of these recommendations have been completed or action has been initiated. A table outlining the status of each recommendation, including notes related to the action taken is attached to the report. The major thrust from this plan came from the communities desire to establish trails and maintain greenspace. Staff have used this plan on an ongoing basis for policy development and capital budgeting.

Since 1993, the City has invested \$ 38 million through its Capital Budget plus community groups, businesses or other governments have contributed \$ 24 million to help implement these master plan recommendations. During that 10 year period, the City's population has grown from approximately 66,000 to an estimated 77,000 today. Supported by the action taken on the recommendations of the 1993 Master Plan, the City of Nanaimo currently:

- Helps or assists where possible the 270 clubs and organizations whose volunteers provide a wide range of excellent community leisure services and events.
- Has 574 ha (432 ha in 1993) of parks which includes 79 neighbourhood parks, 17 community sport field areas, 12 City parks, 23 parkettes/green spaces/squares, 31 specialty areas. (Some examples of initiatives include: McGirr sport fields opened 1996 and Beban Gyro fields expanded 1997; Altrusa and Maffeo Sutton playground renovated with many VIP projects undertaken; Neck Point, Third Street and Cottle Lake properties purchased.)

- Provides services at the Beban Pool and the Nanaimo Aquatic Centre that are attended by approximately 600,000 people annually (270,000 in 1993 with Beban Pool renovated in 1999 and NAC opened in 2001).
- Provides services at the Frank Crane, Cliff McNabb and Civic Arenas that are attended by approximately 410,000 people annually (264,000 in 1993 with Cliff McNabb Arena opened in 1994).
- Provides high quality leisure programs with registrations of 26,000 persons annually (21,500).
- Provides services at 3 major community leisure centres and 4 activity centres with attendance of approximately 300,000 per year (275,000).
- Has a 118 kilometre trail system and is co-ordinating alternate transportation initiatives within the City (51 km in 1993).
- Allocates a Cultural Grant and Downtown Art and Cultural fund.
- Provides services through the Nanaimo District Museum Society that are attended by approximately 33,000 people annually.
- Has the Port Theatre, which is managed by the Port Theatre Society, which is attended by approximately 82,000 people annually. (the Port Theatre opened in 1999.)
- Has the CIBC Centre for the Arts managed by the Nanaimo Centre for the Arts Society.

The public survey and community stakeholder meetings that are part of the current Master Plan update will provide a further evaluation of community attitude towards current services and facilities.

RECOMMENDATION:

That the Parks, Recreation and Culture Commission receive the report.

Respectfully submitted,

Tom Hickey, Director,
Parks, Recreation and Culture.

TH:clc
2004-MAR-19
File: K8-1
g:\clc\2004\PRCC\report\1993 Master Plan Report.doc

1993 MASTER PLAN SUMMARY OF RECOMMENDATIONS

RECOMMENDATION

COST

PRIORITY

Guidelines for Service Provision		
Develop and incorporate guidelines for the provision of parks, recreation and culture services.	Minimal	Immediate
STATUS:		Incomplete

A Framework for Planning Parks and Open Space		
Adopt the following open space classification system:	Minimal	Immediate
<p>Neighbourhood Level:</p> <p><i>Neighbourhood Park</i> Totlot</p> <p>Community Level:</p> <p><i>Athletic Park</i> Community Park</p> <p>City Level:</p> <p><i>Athletic Park</i> Garden Park</p> <p><i>Ecological Park</i> Trails/Greenways</p> <p><i>Beach</i></p>		
STATUS:		Complete

Actively pursue securing title to lands that are needed for parks and trails through 5% dedication at time of subdivision; negotiation at time of rezoning; transfer or purchase of provincial or federal crown lands as they become available; negotiation at the time of development permit approval.	High	Ongoing
STATUS:		Complete Ongoing

See Appendix listing land acquisitions since 1993.

The Natural Environment and Open Space		
Adopt the goals and objectives presented in this report to guide the planning, development and management of the parks and open space system.	Minimal	Immediate
STATUS:		Complete

Initiate a comprehensive inventory of environmental features and significant areas in Nanaimo.	Moderate	Immediate
STATUS:	Complete	

The inventories include Environmental Sensitive Areas, lakes, stream and beaches as well as a tree inventory.

Solicit the assistance of knowledgeable community interests and government agencies in developing this inventory.	Minimal	Ongoing
STATUS:	Complete	

Focus on the following features in future acquisition of land for public open space in order of priority: waterfront and shoreline areas; lakes, streams and river courses; and, woodlands with extensive natural areas.	Minimal	Ongoing
STATUS:	Complete	

These priorities are included in the Land Acquisition Plan adopted by Commission and Council.

Identify future natural parks and/or ecological parks for possible acquisition on the basis of the following criteria: representation of Nanaimo's natural diversity, including environmentally significant areas or features; ability to support a variety of outdoor recreation activities, walking, cycling, swimming, boating, picnicking, bird and wildlife watching; presence of viewpoints and vista appreciation; equitable distribution of open space to all parts of the city; current status in terms of ownership and zoning; opportunities to acquire.	Minimal	Ongoing
STATUS:	Complete	Ongoing

Consider the following areas as priorities for acquisition for future park land: Linley Valley acquisition of provincial lands (District Lot 56); Robin's Gardens; Neck Point; lands owned by the Department of National Defence in south end of the city; and Crown lands bordering Brannen Lake.	High	Ongoing
STATUS:	Complete	

- **DL56 – negotiation continues with Province.**
- **Cottle Lake Property – purchased 2002.**
- **Neck Point Park – Purchased 1998.**
- **Robins Gardens – Purchase unlikely because of price.**
- **DND – First Nation Land Claims.**
- **Brannen Lake Crown Lands – Priority but negotiation inactive.**

Consider the additional areas identified in Figure Ten for acquisition as future parks in the long term.	High	Long Term
STATUS:	Complete	Ongoing

Implement the actions presented in Figure Ten regarding other areas of environmental or open space value.	High	Short Term
STATUS:	Initiated	Ongoing

Increase the use of interpretive signage and programs in natural parks.	Moderate	Short Term
STATUS:	Initiated	Ongoing

Interpretive signage is now at Neck Point Park, Piper's Lagoon, Maffeo-Sutton Parks and will be included at Cottle Lake Property.

Continue to support and develop cooperative environmental education programs with the Morrell Sanctuary Society, Malaspina College and the School District.	Minimal	Immediate
STATUS:	Initiated	Ongoing

- **Liaise with Malaspina University-College on the Payne Centre.**
- **Creation of Evasive Species Task Force.**
- **Liaise with Environmental Planner and Environmental Co-ordinator.**

Enhance Nanaimo's parks, trails and open spaces as tourism resources by distributing brochures and providing maps in key tourist locations.	Minimal	High
STATUS:	Complete	Ongoing

- **Explore our Parks Brochure.**
- **Mapping of Parks and Trails.**
- **Creation of Website.**
- **Addition of parks information in Tourism Nanaimo publications and community telephone books.**

Consider sites adjacent to the future Nanaimo Parkway (Harewood Plains, Northfield Marsh, Millstone Bluffs) for future parks.	High	Ongoing
STATUS:	Complete	

- **Harewood Plains – Not a priority.**
- **Northfield Marsh – Under consideration.**
- **Millstone Bluffs – Complete.**
- **Lands acquired via subdivision – Avonlea, Crystal Brook, and purchase of Brannen Woods property.**

Negotiate with the Ministry of Transportation and Highways for the provision of highway stops and pedestrian accesses.	Minimal	High
STATUS:	Complete	

The City developed the Northfield Rotary Lookout and parking lot in co-operation with the Rotary Clubs of Nanaimo.

Continue to develop partnerships with the Regional District of Nanaimo, the School District, and BC Parks that help to fulfill the city's goals as well as the respective mandates of those agencies regarding parks and open space.	Minimal	High
STATUS:	Fluctuating Progress	

Staff maintains liaison with these agencies including Malaspina University-College; however, co-operative action has been limited.

Continue to develop partnerships with federal agencies such as the Harbour Commission and the Department of National Defense to fulfill goals and objectives respecting parks and open space.	Minimal	High
STATUS:	Initiated	

- **City Council has Liaison Committee with Port Authority and staff in regular liaison.**
- **There is no regular communication with DND.**

Continue to work with community organizations in order to protect Nanaimo's parks, open spaces and special places.	Minimal	High
STATUS:	Ongoing	

- **Reasonable but fluctuating levels of co-operation.**
- **Examples of agencies we work with are Nanaimo Area Land Trust, Nanaimo Field Naturalists and various neighbourhood groups.**

Explore the range of opportunities by which the city can work cooperatively with landowners to provide public access to open space or protect significant areas.	Minimal	High
STATUS:	Initiated	Ongoing

Examples include the E&N Trail, Parkway Trail (GNWD, School District, Malaspina University-College lands), Lost Lake Trail, GNWD property.

Review the city's land use planning and regulatory mechanisms in the ways suggested to enhance the identification and protection of Nanaimo's environmentally significant features.	Minimal	High
STATUS:	Complete	Ongoing

This work has been completed on is ongoing via the City's Environmental Planner and Environmental Co-ordinator with the Development Services Department (both are new positions since 1993).

Support programs to educate and encourage voluntary stewardship actions on private lands (e.g. appropriate landscaping on steep slopes; creating or maintaining ponds and marshes; and environmentally friendly tree pruning).	Minimal	High
STATUS:	Complete	Ongoing

This work has been completed on is ongoing via the City’s Environmental Planner and Environmental Co-ordinator with the Development Services Department.

<i>Outdoor Facilities</i>		
Develop a trail system that takes a greenways approach in serving recreation, transportation and/or conservation functions. Place emphasis on connections between parks and protected areas; foreshore and beach access; the use of natural corridors such as waterways and ridges; and use of treed and quiet streetscapes through residential areas.	Moderate	Ongoing
STATUS:	Initiated	

See Trail Implementation Plan. Examples include: Jack Point, Cable Bay, Parkway Trail, E&N Trail, Walley Creek Trail, Lost Lake, Neck Point, Third Street Park, Cottle Lake Property.

Complete the trails and routes shown in Map Two and described in Figure Eleven: Waterfront Walkway (extension); Millstone River walkway (extension); Westwood Lake (linkages); Walley Creek; Brannen; Divers and Green Lakes shorelines; and Biggs Park.	Moderate	Ongoing
STATUS:	Outdated Recommendation	

This figure and map was replaced with the Trail Implementation Plan.

Plan future trail systems in the eleven areas identified in Map Two and Figure Eleven (including Linley Valley, Hammond Bay Ridge, Sherwood Forest, Millstone Bluffs, Koram Park, outer Westwood Lake area, Chase River, Extension, Trofton Park, Harewood Plains, and Dodd Narrows.)	Moderate	Short Term
STATUS:	Outdated Recommendation	

This figure and map was replaced with the Trail Implementation Plan.

Integrate a park-related trail and route system with the routes identified in the “Cycle Nanaimo Comprehensive Plan”.	Moderate	High
STATUS:	Initiated	

Action taken based on the Trail Implementation Plan.

Provide waterfront access every 500 metres, where possible.	Moderate	High
STATUS:	Initiated	

The City now has 19 beach accesses and multiple access points to most fresh water lakes, rivers and marshes.

Develop existing and future waterfront accesses for more extensive use where land is available to do so; the capacity exists to withstand use without jeopardizing environmental integrity or public safety; and private residences are not too close to the access and waterfront.	Moderate	Short Term
STATUS:	Initiated	Ongoing

Examples – Lost Lake Trail, Cable Bay Trail, Neck Point Park, Westwood Lake Park and Chase River Estuary Park.

Provide viewpoints with sitting areas where shorelines are too steep to allow access to the foreshore itself.	Moderate	Short Term
STATUS:	Ongoing	

Examples – Lewis Road Park, Jack Point Trail and portions of Neck Point Park.

Ensure all existing and future public accesses are readily identifiable from the adjoining road. Ensure that adjacent private properties are appropriately screened.	Minimal	Short Term
STATUS:	Complete	

Roadside signage is in place for beach accesses and parks.

Indicate the location of all public accesses in park guides and brochures.	Minimal	Immediate
STATUS:	Complete	

Acquire waterways as greenway corridors through the designation of leave strips as new development or redevelopment occurs, or through the purchase of lands along rivers and streams.	Moderate	Short Term
STATUS:	Initiated	Ongoing

Examples – Third Street Park, Walley Creek Trail and Brookwood Park.

Determine the width of leave strips in accordance with specifications indicated in the “Land Development Guidelines for the Protection of Aquatic Habitat”.	Minimal	Immediate
STATUS:	Complete	

Administered by the Development Services Department.

Plan trails along waterways in order to avoid detrimental impacts on riparian habitat; where possible, a further setback beyond the leave strip required to protect fisheries and habitat values should be acquired for use as a trail.	Moderate	Immediate
STATUS:	Complete	

Design guidelines are complete and are included in the Trail Implementation Plan.

Establish a system of “character streets and roadways” in conjunction with the boulevard streetscape study that would be recognized under both the Parks, Recreation and Culture Plan and the Nanaimo Heritage Strategy.	Minimal	Short Term
STATUS:	Initiated	Ongoing

Examples – Old City Quarter, Bylaw 4000 Landscaping Standards.

Continue to negotiate with the Ministry of Transportation and Highways for the inclusion of a bicycle path as part of the Nanaimo Parkway.	Minimal	Short Term
STATUS:	Complete	

The 25 kilometre Parkway Trail was completed in 1997 and has been expanded at Woodgrove in the north, as well as many connector trails as developments occur along the corridor.

Incorporate natural trails and accesses to those trails into the design of the Nanaimo Parkway and surrounding development area, particularly in the Harewood Plains and Millstone Bluffs area.	Moderate	Short Term
STATUS:	Initiated	Ongoing

Examples – completed natural trail from Maxey Road to Parkway Trail.

Actively pursue access to the Esquimalt-Nanaimo rail right-of-way as a trail/cycle path connecting the city from south to north.	Minimal	Short Term
STATUS:	Complete	Ongoing

Last link from downtown north to be completed in 2004.

Establish a Nanaimo trails and routes committee comprised of representatives from neighbourhoods and community organizations with outdoor interests, to advise the city on areas, routes and priorities for future trail development.	Minimal	Immediate
STATUS:	No Action Taken	

A committee was not established as ad-hoc input provides best results. We do liaise monthly with the Greater Nanaimo Cycling Coalition and we have an Alternative Transportation Task Force, which meets monthly.

Encourage community members and organizations to participate in trail development and maintenance through “build-a-kilometre” and “adopt-a-trail” programs.	Minimal	Immediate
STATUS:		Partially Implemented

A trail/park cleaning program has been initiated.

Examples of community groups constructing trails include Nanaimo Area Land Trust and Parkwood VIP group; Southend Citizens Association co-operation on the Chase River Estuary Park trail; Trans Canada Trail Committee’s work on the GNWD leg of the trail.

Develop trails in an environmentally friendly manner to avoid detrimental impacts on waterways, sensitive habitats, steep slopes, and vegetation; and to provide users with a safe, enjoyable experience.	Moderate	Short Term
STATUS:		Complete

Trail design guidelines are complete.

Expand information on walking routes to allow linkages among the parks, other open spaces and neighbourhoods, allowing users to access a wider range of interconnecting walking and cycling opportunities.	Minimal	Immediate
STATUS:		Initiated

See Trail Implementation Plan.

Determine the types of use to be supported by trails or routes according to the following criteria: topography and carrying capacity; need to protect sensitive environments or other special features; role of the trail/route within the trail system (e.g. recreational, commuter); desires of the community being served.	Minimal	Immediate
STATUS:		Complete

Trail Implementation Plan completed 2000.

Classify trails as to the uses they support and signpost them accordingly.	Moderate	Short Term
STATUS:		Complete
		Ongoing

See Trail Implementation Plan.

Restrict existing waterfront walkway to joggers and walkers, but include provisions for cyclists and roller bladers if the walkway is widened in the future.	Minimal	Immediate
STATUS:		Initiated

Examples – completed widening of trail to permit multi-use from Nanaimo Yacht Club to Lion’s Great Bridge.

Ensure that high standards of public safety are in place in the development and operation of public trails and routes.	Moderate	Immediate
STATUS:	Complete	Ongoing

Trail inspections are completed regularly.

Incorporate recommendations for park development into the annual budget of the Parks, Recreation and Culture Department, including the construction/improvement of the following facilities: lawn bowling green, tennis courts, softball diamonds, soccer and football fields, sport field lighting, playgrounds, water parks, BMX track, lakefront facilities, and marine boat ramps.	High	Ongoing
STATUS:	Initiated	Ongoing

- **Beban Lawnbowling Green – Constructed in 2000.**
- **Tennis Courts – Bowen Upgrade 2002.**
- **Tennis Courts – Beban Courts reconstructed 1993.**
- **Sports Fields - McGirr Sport fields 1996.**
- **Sports Fields – Beban Gyro fields expanded 1997.**
- **Sports Fields – May Richards Bennett Pioneer field renovations 2003.**
- **Water Parks – Harewood Centennial 2001.**
- **BMX – No new BMX facilities established.**
- **Marine Boat Ramps – upgrades made to Brechin Boat Ramp.**

Initiate discussions with community organizations regarding the use of Nanaimo's lakes.	Minimal	Immediate
STATUS:	Incomplete	

Outside the City's control.

Prepare a comprehensive plan for all vacant lands in the Linley Valley that would provide the context for and guide park and trail acquisition and development in this area.	Moderate	Immediate
STATUS:	Incomplete	

Acquire provincial crown lands (DL 56) for future park and open space development purposes.	High	Short Term
STATUS:	Initiated	

Meet waterfront access standards suggested in Chapter 6 (i.e. access minimum of every 500 m).	Moderate	Short Term
STATUS:	Initiated	Ongoing

Work with Development Services as subdivisions and rezonings occur. Examples – since 1993, Seabold Park and stair access; Lewis Park.

Consolidate future acquisitions and dedications to achieve areas larger than totlots.	Minimal	Immediate
STATUS:	Initiated	Ongoing

1993 and ongoing.

Emphasize acquisition and development that provide trails to the waterfront, providing for “nodes” along trails of resting, sitting and picnicking in natural settings and/or at viewpoints.	Moderate	Ongoing
STATUS:	Initiated	

Initiated but needs more work.

Provide connector from Linley Valley to Hammond Bay Road.	Moderate	Short Term
STATUS:	Incomplete	

Acquire lands along southern edge of sector to form a “North Nanaimo Ridge Trail” over the height of land along the north side of the Linley Valley, with viewpoints overlooking Hammond Bay and Strait of Georgia.	High	Ongoing
STATUS:	Ongoing	

Examples are Eagle View Park, Glen Oaks Park and Vandernook Park.

Focus acquisition on extending open space adjacent to elementary school sites where adjacent vacant land exists. The city should work cooperatively with the School District to upgrade school playgrounds so they can serve the surrounding communities.	High	Ongoing
STATUS:	Limited Action taken	

Examples - the Fairview School project is the only School playground that the City has contributed to. School District has contributed to Comox Park playground for use by Pauline Haarer students.

Acquire vacant land west of Woodstream Park to extend and eventually link it to Country Club and Long Lake area.	High	Short Term
STATUS:	Limited Action taken	

Not a feasible recommendation.

Acquire vacant land west of Departure Bay Centennial Park to provide more outdoor facilities.	High	Short Term
STATUS:	No action taken	

Seek opportunities to acquire additional seaside park in Departure Bay.	High	Short Term
STATUS:	No action taken	

Encourage the development of a bicycle route along the Nanaimo Parkway.	Moderate	Short Term
STATUS:	Complete	

Develop parkway to provide ready access to lakes by residents.	Minimal	Short Term
STATUS:	Complete	

Use existing informal trails along Millstone Bluffs for trail system.	Minimal	Short Term
STATUS:	Complete	

Acquire part of E & N Railway right-of-way for trail/bike route.	Minimal	Short Term
STATUS:	Complete	

City has developed 7.7 kilometres.

Pursue options for acquiring provincial lands at Brannen Lake for city/community park.	Minimal	Short Term
STATUS:	Initiated	

Continue trail systems along Millstone Bluffs and bicycle route along parkway.	Moderate	Ongoing
STATUS:	Complete	

Extend greenway along Millstone River and extend Millstone Green westward.	Moderate	Ongoing
STATUS:	Initiated	

Millstone Greenway Plan was completed in 1996.

Acquire up to 2 ha. of neighbourhood parks in Westwood Lake area (link to Westwood Lake Park).	High	Short Term
STATUS:	Complete	

Acquire neighbourhood park in College Heights area.	High	Short Term
STATUS:	Complete	

Consider acquisition of DND lands for future major facility and associated park.	Minimal	Immediate
STATUS:	Incomplete	

DND Land is in First Nation Land Claim process.

Provide neighbourhood-type park in industrial zoned lands, to provide employees of businesses with green space and activity areas.	High	Short Term
STATUS:	Initiated	Ongoing

Example – Beban Park Trail and E&N Trail (Northfield Industrial Park), Jack Point Park (Duke Point Industrial Park), Parkway Trail (Beban Industrial Park).

Identify/develop walking routes linking residents to Stewart Avenue and waterfront walkway (e.g. St. George's Ravine).	Moderate	Short Term
STATUS:	Partially Complete	

Trail is ¾ complete.

Work cooperatively with local businesses in Northfield Road area to establish neighbourhood-type park in southeast corner of Beban Park for use by employees.	Minimal	Short Term
STATUS:	Complete	

Developed Beban Park Trail system.

Link existing parks via quiet streets in hospital area.	Minimal	Ongoing
STATUS:	Ongoing	

Improved trail connectors to Beaufort Park.

Identify future waterfront park opportunities, including the existing ocean cement property.	Minimal	Ongoing
STATUS:	Complete	

Properties identified.

Provide trails through vacant land at Townsite and Bowen.	Moderate	Short Term
STATUS:	Initiated	

Koram Park and trail.

Work with hospital to provide for walkways through hospital grounds for employees and residents to access local parks.	Minimal	Short Term
STATUS:	Incomplete	

Hospital not interested in having trailway through their property.

Ensure waterfront access as redevelopment/rezoning occurs.	Minimal	Ongoing
STATUS:	Complete	Ongoing

Emphasize development of local play areas within future multi-family developments.	Minimal	Short Term
STATUS:	Initiated	Ongoing

Development Services requires this.

Provide walkways/routes through commercial areas linking neighbourhoods to waterfront.	Moderate	Ongoing
STATUS:	Initiated	

See Trail Implementation Plan.

Identify future waterfront park opportunities involving the current CP properties.	High	Long Term
STATUS:	Initiated	

Initiated but no action at this time.

Acquire/develop a large neighbourhood park in southeast end of Harewood.	High	Long Term
STATUS:	Complete	

Kinette Evergreen Park and Jane's Park, plus access points to the Parkway Trail.

Extend John Barsby School fields on vacant land to west of the school.	High	Long Term
STATUS:	Complete	

Acquire lands along Chase River to complete a greenway and trails (possible neighbourhood park or trail "node" on acreage at 345 7 th Street).	High	Short Term
STATUS:	Initiated	

Example – Chase River Estuary Park.

Emphasize neighbourhood park development in Western Acres Road area in the form of trails along the waterway from Reservoir Park to Colliery Dam Park.	Moderate	Long Term
STATUS:	Complete	

Example – trail developed as part of Trans Canada Trail on GNWD property.

Negotiate with BC Government for acquisition of all or part of the crown lands between Jinglepot Road and Third Street for future park land; solicit assistance from Ministry of Environment, Lands and Parks and the community in determining the environmentally significant attributes.	Minimal	Immediate
STATUS:	Complete	

64 acre Third Street property purchased by City in 1999.

Develop trail system to access Nanaimo River Estuary via Trofton and unnamed parks.	Moderate	Short Term
STATUS:	Incomplete	

Acquire property around 'new schools' for neighbourhood park; link to Trofton Trail system.	High	Short Term
STATUS:	Initiated	

Via preliminary layout acceptance on proposed subdivision.

Acquire and develop parksite at Maki Road.	High	Long Term
STATUS:	Initiated	

Working on the project with the Chase River Community Association.

Extend Stacey Crescent Park on vacant lands across Cinnabar Rd; link to Trofton Trail system.	High	Long Term
STATUS:	Incomplete	

Trail link not feasible.

Ensure that any comprehensive plan for intensive development of lands south of the Nanaimo River Estuary (the Innucan Lands) provide for 2-3 neighbourhood parks and a community park with recreation facilities as part of the development.	High	Long Term
STATUS:	On hold	

Requested but file is currently closed on this development.

Provide for linkages, using existing roads where necessary, along south side of Nanaimo River Estuary to mainstream of Nanaimo River; eventually link to Jack Point and Biggs Parks.	Moderate	Short Term
STATUS:	Incomplete	

May not be feasible or required.

<i>Indoor Recreation Facilities</i>		
<i>Initiate planning of a community centre complex, including an indoor pool as the major focus, as well as facilities for fitness and other social activities.</i>	High 5 M	Immediate
STATUS:	Initiated	

The City has \$4.5 Million allocated along with \$2 Million from Insight for the construction of a Leisure centre on the 7.5 acre Oliver Road site. Nanaimo Aquatic Centre also includes multi-use space for social activity and a fitness centre.

<i>Work with the Harbourfront Theatre Society toward the construction of a performing arts centre in the downtown core.</i>	High \$13 M	Short Term
STATUS:	Complete	

The Port Theatre opened in 1999.

<i>Initiate plans for expansion of Beban Park and Bowen Park Community Centres.</i>	High \$5 M	Short Term
STATUS:	Complete	

Bowen Lobby expansion \$150,000; Clay room \$15,000; Beban Park renovation included a leisure pool, family change room and lobby.

<i>Plan the construction of two leisure-oriented swimming pools, to be located adjacent to school facilities in the north and south end of the city.</i>	High \$8 M	Short Term
STATUS:	Complete	

Subsequent plan was the construction of the Nanaimo Aquatic Centre \$15 M.

<i>Agree in principle with a cooperative venture with private enterprise for the construction and operation of a multi-rink arena facility.</i>	Minimal	Long Term
STATUS:	Incomplete	

Proposal received, no action taken by developer.

<i>Seek proposals from the private sector for the construction of two or more ice surfaces, concession and lounge, parking, minimal seating, skate and equipment shop, dressing room sand related support spaces.</i>	Minimal	Long Term
STATUS:	Complete	

The private sector proposal was not feasible. Cliff McNabb Arena built in 1994 \$2.2 M.

<i>Recreation Program Services</i>		
<i>Initiate a system of community input in order to ensure the delivery of programs to all age groups and areas of the city.</i>	Minimal	Immediate
STATUS:	Complete	

<i>Work with other organizations in the city to ensure the coordinated delivery of leisure opportunities.</i>	Minimal	Immediate
STATUS:	Initiated	Ongoing

<i>Develop and implement a comprehensive leisure education program.</i>	Moderate	Short Term
STATUS:	Initiated	Ongoing

<i>Employ a Youth Coordinator who will work with other agencies in the community, as well as with a Youth Advisory Committee, to develop and provide activities and special events.</i>	High	Immediate
STATUS:	Complete	Ongoing

- **Established in 2002; Youth Advisory Committee in 2004.**
- **Joint sponsorship of HRDC grant for Nanaimo Youth Partnership Project.**

<i>Host a meeting/workshop involving representatives from the B.C. Youth Council, and other communities in the province, focusing on the successful provision of recreation services for youth.</i>	Minimal	Immediate
STATUS:	Incomplete	

<i>Facilitate discussions and research into the most appropriate and economically beneficial means of developing a youth centre.</i>	Minimal	Short Term
STATUS:	Complete	Ongoing

Incorporating youth activities into all City facilities and utilizing other community amenities is strategy taken. Several years ago worked with Nanaimo Youth Services and other youth agencies, which led to the creation of Nanaimo One Stop operated by Nanaimo Youth Services but has now been discontinued.

<i>Develop a marketing program to ensure optimum use of facilities and services, and to demonstrate to the public that tax dollars are well spent.</i>	Minimal	Immediate
STATUS:	Initiated	Ongoing

Marketing responsibilities incorporated into programmer's responsibilities.

<i>Develop and implement a formal and systematic program evaluation system.</i>	Minimal	Immediate
STATUS:	Complete	Ongoing

Administration Policy

<i>Initiate discussions with the Nanaimo School Board regarding a new cooperative agreement between the City and the Board addressing issues outlined in the Master Plan.</i>	Minimal	Immediate
STATUS:	Incomplete	

Many discussions held over 10 year period with little progress made.

<i>Develop and implement a community involvement program designed to ensure appropriate public input into Parks, Recreation and Culture projects.</i>	Minimal	Immediate
STATUS:	Complete	Ongoing

Initiated various ad-hoc programs that are project specific.

<i>Conduct research into the implementation of a comprehensive management information system, and implement the system over a five-year period.</i>	Moderate	Immediate
	STATUS:	
	Complete	Ongoing

<i>Undertake the development of a culture/sport tourism strategy, and the production of internal and external marketing strategies that can be used to promote additional tourism activities.</i>	Moderate	Short Term
	STATUS:	
	Incomplete	

Lots of discussion and some more work initiated. Need to develop strategy with Tourism Nanaimo.

<i>Enhance by-law education and enforcement measures, options include: increased signage regarding owners' responsibilities; the provision of dispensers; the employment of student park "wardens" during high use periods to ensure park by-laws are observed; initiate discussions with Nanaimo Regional District regarding a financial agreement for the construction and operation of new recreation facilities in the City of Nanaimo; continue policy of user fees for outdoor facilities use, and adjust fees on an annual basis.</i>	Minimal	Immediate
	STATUS:	
	Mostly Complete	

- **Doggy dispensers at most parks 1996.**
- **No action on student wardens.**
- **Regional Services Agreement reestablished 2001.**
- **Field User Fees established in.**

City of Nanaimo

2004 Community Survey



TABLE OF CONTENTS

QUANTITATIVE RESULTS

5

1.	To what extent do you feel that City of Nanaimo parks, recreation and cultural services provide benefits to your household and the community? (Please circle one number for each line)	5
	Benefits your Household	5
	Benefits the Community	6
2.	How do you normally learn about programs and services sponsored by Nanaimo Parks, Recreation and Culture? (Please circle all that apply)	7
3.	Do any of the following limit your household's participation in parks, recreation and cultural services and activities? (Please circle all that apply)	9
4.	How satisfied are you with the number of public recreation and culture facilities in Nanaimo? (Please circle one number for each line)	11
	Performing Arts Theatres	11
	Rehearsal Spaces	12
	Gymnasiums	13
	Museums	14
	Arts Centres	15
	Arenas	16
	Swimming Pools	17
	Fitness Centres	18
	Community Centres	19
	Art Galleries	20
5.	How satisfied are you with the quality of public recreation and culture facilities in Nanaimo? (Please circle one number for each line)	21
	Performing Arts Theatres	21
	Rehearsal Spaces	22
	Gymnasiums	23
	Museums	24
	Arts Centres	25
	Arenas	26
	Swimming Pools	27
	Fitness Centres	28
	Community Centres	29
	Art Galleries	30
6.	How satisfied are you with the number of parks and open space areas in Nanaimo? (Please circle one number for each line)	31
	Sportsfields	31
	Sport Courts	32
	Neighbourhood Parks	33
	Trails and Pathways	34
	Off-leash Dog Parks	35
	Waterfront Parks	36
	Natural/Passive Parks	37

- Environmentally Sensitive Areas 38
- Playgrounds/Water Parks 39
- Art in Public Places 40
7. How satisfied are you with the **quality** of parks and open space facilities in Nanaimo? (Please circle **one** number for **each** line)
- Sportsfields 41
- Sport Courts 42
- Neighbourhood Parks 43
- Trails and Pathways 44
- Off-Leash Dog Parks 45
- Waterfront Parks 46
- Natural/Passive Parks 47
- Environmentally Sensitive Areas 48
- Playgrounds/Water Parks 49
- Art in Public Places 50
8. Do we need more of the following **Parks, Recreation and Culture facilities** in Nanaimo? (Please circle a maximum of **five** facilities that you would pay additional taxes to support) 51
10. Has anyone in your household registered in a program sponsored by Nanaimo Parks, Recreation and Culture? (Please circle **one** number) 53
- 10a. If YES, please indicate how you would rate the Department in each of the following. (Please circle **one** number for **each** line)
- Program Price 54
- Program Variety 55
- Program Location 56
- Publicity 57
- Registration Process 58
- Staff Helpfulness 59
- Quality of Instructors 60
- Quality of Equipment 61
11. The following amenities are being considered for a new community centre to be constructed in the Rutherford area on Oliver Road. Which of the following spaces, if any, do you feel are important in this new facility? (Please circle **all** that apply) 62
12. What is your gender? (Please circle **one** number) 64
13. In which age group are you? (Please circle **one** number) 65
14. What is your postal code? (Please circle **one** number) 66
15. Which of the following best describes your household? (Please circle **one** number) 67

QUALITATIVE RESULTS 68

3. Do any of the following limit your household's participation in parks, recreation and cultural services and activities? **Other Responses** 68
9. Are there any other **Parks, Recreation and Culture facilities** that might be needed that don't currently exist anywhere in Nanaimo? (Please use the space below) 69
11. The following amenities are being considered for a new community centre to be constructed in the Rutherford area on Oliver Road. Which of the following spaces, if any, do you feel are important in this new facility? **Other Responses** 74

Quantitative Results

1. To what extent do you feel that City of Nanaimo parks, recreation and cultural services provide benefits to your household and the community? (Please circle one number for each line)

Benefits your Household

	total		Gender		Variable Total		Age		Variable Total	
	total	%	Gender		Variable Total		Age		Variable Total	
			Female	Male	Under 20 Years	20 - 39 Years	40 - 59 Years	60 years or older		
Total	1156	100.0%	565	582	1147	6	201	486	453	1146
No benefit	45	3.9%	20	25	45	0	2	16	27	45
2	85	7.4%	38	46	84	0	8	36	40	84
3	313	27.1%	149	163	312	4	52	118	138	312
4	315	27.2%	143	169	312	1	66	134	111	312
Great benefit	398	34.4%	215	179	394	1	73	182	137	393
			38.1%	30.8%	34.4%	16.7%	36.3%	37.4%	30.2%	34.3%

	total		Area		Variable Total		Household		Variable Total			
	total	%	Area		Variable Total		Household		Variable Total			
			V9R	V9S	V9T	V9V	V9X	One or more single adults sharing a residence	Couple with dependent children	Couple with dependent children	Single parent dependent children	
Total	1156	100.0%	373	227	361	156	29	1146	475	282	64	1141
No benefit	45	3.9%	17	13	11	4	0	45	18	7	1	45
2	85	7.4%	21	13	31	16	2	83	45	7	5	83
3	313	27.1%	109	59	90	44	10	312	149	60	14	310
4	315	27.2%	96	60	107	43	6	312	127	99	16	312
Great benefit	398	34.4%	130	82	122	49	11	394	136	109	28	391
			34.9%	36.1%	33.8%	31.4%	37.9%	34.4%	28.6%	38.7%	43.8%	34.3%

Benefits the Community

	total		Gender		Variable Total		Age			Variable Total	
			Female	Male	Under 20 years	20 - 39 years	40 - 59 years	60 years or older			
Total	1155	562	585	1147	7	201	487	451	1146		
	100.0%	100.0%	100.0%	100.0%	100.0%	100.0%	100.0%	100.0%	100.0%		
No benefit	7	4	3	7	0	1	3	3	7		
	.6%	.7%	.5%	.6%	.0%	.5%	.6%	.7%	.6%		
2	14	5	9	14	0	2	9	3	14		
	1.2%	.9%	1.5%	1.2%	.0%	1.0%	1.8%	.7%	1.2%		
3	107	42	65	107	0	14	47	45	106		
	9.3%	7.5%	11.1%	9.3%	.0%	7.0%	9.7%	10.0%	9.2%		
4	363	156	204	360	3	70	146	142	361		
	31.4%	27.8%	34.9%	31.4%	42.9%	34.8%	30.0%	31.5%	31.5%		
Great benefit	664	355	304	659	4	114	282	258	658		
	57.5%	63.2%	52.0%	57.5%	57.1%	56.7%	57.9%	57.2%	57.4%		

	total		Area		Variable Total		Household				Variable Total	
			V9R	V9S	V9T	V9V	V9X	One or more single adults sharing a residence	Couple with no dependent children	Couple with dependent children	Single parent with dependent children	
Total	1155	374	229	354	158	29	1144	321	473	283	63	1140
	100.0%	100.0%	100.0%	100.0%	100.0%	100.0%	100.0%	100.0%	100.0%	100.0%	100.0%	100.0%
No benefit	7	4	1	1	1	0	7	3	2	2	0	7
	.6%	1.1%	.4%	.3%	.6%	.0%	.6%	.9%	.4%	.7%	.0%	.6%
2	14	4	3	5	1	1	14	2	5	7	0	14
	1.2%	1.1%	1.3%	1.4%	.6%	3.4%	1.2%	.6%	1.1%	2.5%	.0%	1.2%
3	107	30	23	37	13	2	105	22	54	22	6	104
	9.3%	8.0%	10.0%	10.5%	8.2%	6.9%	9.2%	6.9%	11.4%	7.8%	9.5%	9.1%
4	363	105	63	123	59	10	360	83	160	101	18	362
	31.4%	28.1%	27.5%	34.7%	37.3%	34.5%	31.5%	25.9%	33.8%	35.7%	28.6%	31.8%
Great benefit	664	231	139	188	84	16	658	211	252	151	39	653
	57.5%	61.8%	60.7%	53.1%	53.2%	55.2%	57.5%	65.7%	53.3%	53.4%	61.9%	57.3%

2. How do you normally learn about programs and services sponsored by Nanaimo Parks, Recreation and Culture? (Please circle all that apply)

	total		Gender		Variable Total		Age				Variable Total
	1205 100.0%	596 100.0%	Female 84.4%	Male 78.3%	1196 100.0%	Under 20 years	20 - 39 years	40 - 59 years	60 years or older	480 100.0%	1195 100.0%
Total	1205 100.0%	596 100.0%	84.4%	78.3%	1196 100.0%	8 100.0%	206 100.0%	501 100.0%	480 100.0%	480 100.0%	1195 100.0%
Parks recreation & leisure guide	980 81.3%	503 84.4%	84.4%	78.3%	973 81.4%	7 87.5%	174 84.5%	444 88.6%	347 72.3%	347 72.3%	972 81.3%
Newspaper	772 64.1%	366 61.4%	61.4%	66.8%	767 64.1%	4 50.0%	102 49.5%	300 59.9%	361 75.2%	361 75.2%	767 64.2%
Word of mouth	482 40.0%	254 42.6%	42.6%	37.2%	477 39.9%	7 87.5%	112 54.4%	188 37.5%	170 35.4%	170 35.4%	477 39.9%
Posters/flyers	227 18.8%	126 21.1%	21.1%	16.8%	227 19.0%	4 50.0%	34 16.5%	93 18.6%	95 19.8%	95 19.8%	226 18.9%
We receive limited information about programs and services	160 13.3%	85 14.3%	14.3%	12.3%	159 13.3%	2 25.0%	35 17.0%	53 10.6%	69 14.4%	69 14.4%	159 13.3%
Radio	152 12.6%	70 11.7%	11.7%	13.3%	150 12.5%	1 12.5%	32 15.5%	69 13.8%	48 10.0%	48 10.0%	150 12.6%
Notices to schools	96 8.0%	61 10.2%	10.2%	5.8%	96 8.0%	0 .0%	35 17.0%	51 10.2%	10 2.1%	10 2.1%	96 8.0%
City website	80 6.6%	45 7.6%	7.6%	5.8%	80 6.7%	0 .0%	26 12.6%	33 6.6%	21 4.4%	21 4.4%	80 6.7%
Read-o-graph signs	66 5.5%	34 5.7%	5.7%	5.3%	66 5.5%	0 .0%	10 4.9%	35 7.0%	21 4.4%	21 4.4%	66 5.5%
Parks recreation & culture phone information line	59 4.9%	32 5.4%	5.4%	4.3%	58 4.8%	1 12.5%	10 4.9%	26 5.2%	21 4.4%	21 4.4%	58 4.9%

2. How do you normally learn about programs and services sponsored by Nanaimo Parks, Recreation and Culture? (Please circle all that apply)

	total										
	Area					Household					
	V9R	V9S	V9T	V9V	V9X	One or more single adults sharing a residence	Couple with no dependent children	Couple with dependent children	Single parent with dependent children	Variable Total	
Total	1205 100.0%	390 100.0%	239 100.0%	373 100.0%	161 100.0%	31 100.0%	1194 100.0%	495 100.0%	293 100.0%	65 100.0%	1188 100.0%
Parks recreation & leisure guide	980 81.3%	322 82.6%	186 77.8%	304 81.5%	133 82.6%	26 83.9%	971 81.3%	390 78.8%	264 90.1%	63 96.9%	970 81.6%
Newspaper	772 64.1%	238 61.0%	156 65.3%	256 68.6%	98 60.9%	17 54.8%	765 64.1%	349 70.5%	153 52.2%	30 46.2%	762 64.1%
Word of mouth	482 40.0%	167 42.8%	101 42.3%	137 36.7%	55 34.2%	16 51.6%	476 39.9%	159 32.1%	114 38.9%	42 64.6%	472 39.7%
Posters/flyers	227 18.8%	81 20.8%	47 19.7%	67 18.0%	23 14.3%	9 29.0%	227 19.0%	74 14.9%	51 17.4%	18 27.7%	224 18.9%
We receive limited information about programs and services	160 13.3%	61 15.6%	26 10.9%	39 10.5%	27 16.8%	5 16.1%	158 13.2%	74 14.9%	29 9.9%	11 16.9%	159 13.4%
Radio	152 12.6%	50 12.8%	30 12.6%	48 12.9%	15 9.3%	7 22.6%	150 12.6%	49 9.9%	36 12.3%	12 18.5%	148 12.5%
Notices to schools	96 8.0%	31 7.9%	24 10.0%	27 7.2%	12 7.5%	2 6.5%	96 8.0%	14 2.8%	57 19.5%	17 26.2%	95 8.0%
City website	80 6.6%	26 6.7%	23 9.6%	22 5.9%	9 5.6%	0 .0%	80 6.7%	31 6.3%	26 8.9%	4 6.2%	80 6.7%
Read-o-graph signs	66 5.5%	16 4.1%	14 5.9%	29 7.8%	6 3.7%	1 3.2%	66 5.5%	29 5.9%	16 5.5%	5 7.7%	66 5.6%
Parks recreation & culture phone information line	59 4.9%	18 4.6%	8 3.3%	22 5.9%	8 5.0%	2 6.5%	58 4.9%	14 2.8%	19 6.5%	8 12.3%	57 4.8%

3. Do any of the following limit your household's participation in parks, recreation and cultural services and activities? (Please circle all that apply)

	total		Gender		Variable Total		Age			Variable Total		
	100.0%	545	100.0%	553	100.0%	1098	Under 20 years	20 - 39 years	40 - 59 years	60 years or older	429	1098
Total	1107	545	100.0%	553	100.0%	1098	8	193	468	429	1098	100.0%
Very little limits our participation	596	250	45.9%	341	61.7%	591	2	66	263	261	592	53.9%
Cost/fees and charges	272	176	32.3%	94	17.0%	270	3	67	104	96	270	24.6%
Inconvenient times/hours of operation	187	128	23.5%	58	10.5%	186	4	68	85	29	186	16.9%
Lack of information regarding programs	131	60	11.0%	70	12.7%	130	1	41	50	38	130	11.8%
Location of facilities	128	72	13.2%	55	9.9%	127	1	25	50	51	127	11.6%
Lack of facilities	99	42	7.7%	55	9.9%	97	1	18	51	27	97	8.8%
Other	72	30	5.5%	41	7.4%	71	0	13	23	34	70	6.4%
Transportation	70	52	9.5%	18	3.3%	70	1	12	17	40	70	6.4%
Lack of childcare services	26	19	3.5%	7	1.3%	26	0	15	8	3	26	2.4%
Registration process	24	11	2.0%	12	2.2%	23	0	4	13	6	23	2.1%

3. Do any of the following limit your household's participation in parks, recreation and cultural services and activities? (Please circle all that apply)

	total										Variable Total
	Area					Household					
	V9R	V9S	V9T	V9V	V9X	One or more single adults sharing a residence	Couple with no dependent children	Couple with dependent children	Single parent with dependent children	Variable Total	
Total	1107 100.0%	355 100.0%	218 100.0%	346 100.0%	147 100.0%	30 100.0%	1096 100.0%	457 100.0%	275 100.0%	62 100.0%	1094 100.0%
Very little limits our participation	596 53.8%	167 47.0%	121 55.5%	202 58.4%	85 57.8%	17 56.7%	592 54.0%	283 61.9%	132 48.0%	22 35.5%	589 53.8%
Cost/fees and charges	272 24.6%	108 30.4%	64 29.4%	70 20.2%	19 12.9%	7 23.3%	268 24.5%	87 19.0%	63 22.9%	26 41.9%	268 24.5%
Inconvenient times/hours of operation	187 16.9%	66 18.6%	29 13.3%	55 15.9%	24 16.3%	10 33.3%	184 16.8%	46 10.1%	66 24.0%	18 29.0%	185 16.9%
Lack of information regarding programs	131 11.8%	48 13.5%	27 12.4%	32 9.2%	17 11.6%	5 16.7%	129 11.8%	52 11.4%	30 10.9%	11 17.7%	126 11.5%
Location of facilities	128 11.6%	38 10.7%	13 6.0%	43 12.4%	29 19.7%	2 6.7%	125 11.4%	40 8.8%	45 16.4%	10 16.1%	125 11.4%
Lack of facilities	99 8.9%	26 7.3%	16 7.3%	34 9.8%	19 12.9%	3 10.0%	98 8.9%	20 6.7%	35 12.7%	9 14.5%	97 8.9%
Other	72 6.5%	24 6.8%	7 3.2%	28 8.1%	10 6.8%	2 6.7%	71 6.5%	26 5.7%	19 6.9%	3 4.8%	70 6.4%
Transportation	70 6.3%	32 9.0%	17 7.8%	16 4.6%	3 2.0%	1 3.3%	69 6.3%	41 3.1%	10 3.6%	3 4.8%	68 6.2%
Lack of childcare services	26 2.3%	10 2.8%	6 2.8%	6 1.7%	3 2.0%	1 3.3%	26 2.4%	4 1.3%	13 4.7%	6 9.7%	26 2.4%
Registration process	24 2.2%	6 1.7%	6 2.8%	6 1.7%	3 2.0%	1 3.3%	22 2.0%	7 2.3%	8 2.9%	3 4.8%	23 2.1%

4. How satisfied are you with the **number** of public recreation and culture facilities in Nanaimo? (Please circle **one** number for **each** line)
 Performing Arts Theatres

	total		Gender		Variable Total		Age			Variable Total	
	1106 100.0%	552 100.0%	Male		Under 20 Years		20 - 39 Years	40 - 59 Years	60 years or older	1097 100.0%	
			Female	Male	Years	Years	Years	411 100.0%	13 1.2%	9 0.7%	3 1.2%
Total	1106 100.0%	552 100.0%	546 100.0%	1098 100.0%	8 100.0%	196 100.0%	482 100.0%	411 100.0%	1097 100.0%		
Very dissatisfied	14 1.3%	8 1.4%	5 0.9%	13 1.2%	0 0.0%	1 0.5%	9 1.9%	3 0.7%	13 1.2%		
2	60 5.4%	25 4.5%	34 6.2%	59 5.4%	0 0.0%	10 5.1%	27 5.6%	22 5.4%	59 5.4%		
3	366 33.1%	194 35.1%	172 31.5%	366 33.3%	5 62.5%	81 41.3%	163 33.8%	116 28.2%	365 33.3%		
4	360 32.5%	179 32.4%	175 32.1%	354 32.2%	3 37.5%	74 37.8%	156 32.4%	122 29.7%	355 32.4%		
Very satisfied	306 27.7%	146 26.4%	160 29.3%	306 27.9%	0 0.0%	30 15.3%	127 26.3%	148 36.0%	305 27.8%		

	total		Area		Variable Total		Household			Variable Total	
	1106 100.0%	362 100.0%	V9S		V9T	V9V	V9X	Couple with no dependent children		Single parent dependent children	
			V9R	V9S	V9T	V9V	V9X	One or more single adults sharing a residence	Couple with dependent children	Single parent dependent children	64 100.0%
Total	1106 100.0%	362 100.0%	217 100.0%	338 100.0%	153 100.0%	27 100.0%	1097 100.0%	300 100.0%	273 100.0%	64 100.0%	1091 100.0%
Very dissatisfied	14 1.3%	5 1.4%	3 1.4%	4 1.2%	1 0.7%	0 0.0%	13 1.2%	2 0.7%	4 1.5%	0 0.0%	12 1.1%
2	60 5.4%	23 6.4%	11 5.1%	11 3.3%	11 7.2%	2 7.4%	58 5.3%	14 4.7%	14 5.1%	4 6.3%	58 5.3%
3	366 33.1%	116 32.0%	80 36.9%	116 34.3%	43 28.1%	11 40.7%	366 33.4%	96 32.0%	93 34.1%	25 39.1%	362 33.2%
4	360 32.5%	115 31.8%	58 26.7%	120 35.5%	58 37.9%	3 11.1%	354 32.3%	89 29.7%	103 37.7%	21 32.8%	355 32.5%
Very satisfied	306 27.7%	103 28.5%	65 30.0%	87 25.7%	40 26.1%	11 40.7%	306 27.9%	99 33.0%	59 21.6%	14 21.9%	304 27.9%

Rehearsal Spaces

	total		Gender		Variable Total		Age			Variable Total	
	888 100.0%	444 100.0%	Male		Under 20 years		20 - 39 years	40 - 59 years	60 years or older	882 100.0%	17 1.9%
			439 100.0%	6 1.4%	8 100.0%	176 100.0%	414 100.0%	284 100.0%			
Very dissatisfied	18 2.0%	11 2.5%	6 1.4%	1.9%	0 .0%	0 .0%	12 2.9%	5 1.2%	5 1.8%	17 1.9%	
2	93 10.5%	36 8.1%	56 12.8%	10.4%	1 12.5%	9 11.1%	46 11.1%	36 12.7%	36 10.4%	92 10.4%	
3	484 54.5%	252 56.8%	230 52.4%	54.6%	6 75.0%	102 58.0%	230 55.6%	144 50.7%	144 54.6%	482 54.6%	
4	171 19.3%	88 19.8%	82 18.7%	19.3%	1 12.5%	47 26.7%	76 18.4%	46 16.2%	46 19.3%	170 19.3%	
Very satisfied	122 13.7%	57 12.8%	65 14.8%	13.8%	0 .0%	18 10.2%	50 12.1%	53 18.7%	53 13.7%	121 13.7%	

	total		Area		Variable Total		Household				Variable Total		
	888 100.0%	296 100.0%	172 100.0%	V9F 270 100.0%	V9V 120 100.0%	V9X 24 100.0%	882 100.0%	345 100.0%	244 100.0%	59 100.0%	880 100.0%	17 1.9%	91 10.3%
Very dissatisfied	18 2.0%	7 2.4%	2 1.2%	2.6%	1 .8%	0 .0%	17 1.9%	6 1.7%	6 2.5%	1 1.7%	17 1.9%		
2	93 10.5%	30 10.1%	24 14.0%	9.6%	10 8.3%	1 4.2%	91 10.3%	39 11.3%	19 7.8%	7 11.9%	91 10.3%		
3	484 54.5%	167 56.4%	92 53.5%	53.7%	63 52.5%	16 66.7%	483 54.8%	193 55.9%	130 53.3%	35 59.3%	480 54.5%		
4	171 19.3%	51 17.2%	33 19.2%	19.3%	30 25.0%	3 12.5%	169 19.2%	57 16.5%	65 26.6%	9 15.3%	170 19.3%		
Very satisfied	122 13.7%	41 13.9%	21 12.2%	14.8%	16 13.3%	4 16.7%	122 13.8%	50 14.5%	24 9.8%	7 11.9%	122 13.9%		

Gymnasiums

	total		Gender		Variable Total		Age			Variable Total	
	963 100.0%	481 100.0%	Male		Under 20 years		20 - 39 years	40 - 59 years	60 years or older	311 100.0%	957 100.0%
			Female	Male	years	years	years				
Total			477	958	8	190	448			311	957
Very dissatisfied	18 1.9%	8 1.7%	9 1.9%	17 1.8%	0 .0%	4 2.1%	10 2.2%	3 1.0%	17 1.8%	3 1.0%	17 1.8%
2	115 11.9%	55 11.4%	12.4%	114 11.9%	1 12.5%	25 13.2%	60 13.4%	28 9.0%	114 11.9%	28 9.0%	114 11.9%
3	429 44.5%	222 46.2%	43.0%	427 44.6%	5 62.5%	80 42.1%	205 45.8%	137 44.1%	427 44.6%	137 44.1%	427 44.6%
4	237 24.6%	115 23.9%	25.4%	236 24.6%	2 25.0%	62 32.6%	109 24.3%	63 20.3%	236 24.7%	63 20.3%	236 24.7%
Very satisfied	164 17.0%	81 16.8%	17.4%	164 17.1%	0 .0%	19 10.0%	64 14.3%	80 25.7%	163 17.0%	80 25.7%	163 17.0%

	total		Area		Variable Total		Household				Variable Total		
	963 100.0%	323 100.0%	V9R	V9S	V9T	V9V	V9X	One or more single adults sharing a residence	Couple with no dependent children	Couple with dependent children	Single parent with dependent children	63 100.0%	953 100.0%
Total			189	288	131	26	957	251	375	264	63	953	
Very dissatisfied	18 1.9%	3 .9%	4 2.1%	7 2.4%	3 2.3%	0 .0%	17 1.8%	3 1.2%	6 1.6%	7 2.7%	1 1.6%	17 1.8%	
2	115 11.9%	30 9.3%	29 15.3%	32 11.1%	20 15.3%	3 11.5%	114 11.9%	26 10.4%	40 10.7%	34 12.9%	11 17.5%	111 11.6%	
3	429 44.5%	157 48.6%	75 39.7%	124 43.1%	56 42.7%	14 53.8%	426 44.5%	107 42.6%	181 48.3%	110 41.7%	29 46.0%	427 44.8%	
4	237 24.6%	76 23.5%	43 22.8%	80 27.8%	33 25.2%	4 15.4%	236 24.7%	59 23.5%	84 22.4%	78 29.5%	14 22.2%	235 24.7%	
Very satisfied	164 17.0%	57 17.6%	38 20.1%	45 15.6%	19 14.5%	5 19.2%	164 17.1%	56 22.3%	64 17.1%	35 13.3%	8 12.7%	163 17.1%	

Museums

	total		Gender		Variable Total		Age			Variable Total	
	1074 100.0%	538 100.0%	Male		Under 20 years		20 - 39 years	40 - 59 years	60 years or older	391 100.0%	1066 100.0%
			Female	Male	years	years	years				
Total	1074 100.0%	538 100.0%	529 100.0%	1067 100.0%	8 100.0%	198 100.0%	469 100.0%	391 100.0%	1066 100.0%		
Very dissatisfied	49 4.6%	33 6.1%	15 2.8%	48 4.5%	2 25.0%	17 8.6%	23 4.9%	6 1.5%	48 4.5%		
2	172 16.0%	92 17.1%	80 15.1%	172 16.1%	2 25.0%	44 22.2%	84 17.9%	42 10.7%	172 16.1%		
3	399 37.2%	194 36.1%	200 37.8%	394 36.9%	1 12.5%	74 37.4%	190 40.5%	129 33.0%	394 37.0%		
4	253 23.6%	124 23.0%	128 24.2%	252 23.6%	3 37.5%	44 22.2%	103 22.0%	102 26.1%	252 23.6%		
Very satisfied	201 18.7%	95 17.7%	106 20.0%	201 18.8%	0 .0%	19 9.6%	69 14.7%	112 28.6%	200 18.8%		

	total		Area		Variable Total		Household			Variable Total		
	1074 100.0%	351 100.0%	V9R		V9V		V9X		One or more single adults sharing a residence		290 100.0%	434 100.0%
			V9S	V9T	V9V	V9X	Couple with no dependent children	Couple with dependent children	Single parent with dependent children			
Total	1074 100.0%	351 100.0%	211 100.0%	325 100.0%	148 100.0%	30 100.0%	1065 100.0%	290 100.0%	434 100.0%	273 100.0%	64 100.0%	1061 100.0%
Very dissatisfied	49 4.6%	15 4.3%	10 4.7%	18 5.5%	3 2.0%	1 3.3%	47 4.4%	11 3.8%	17 3.9%	15 5.5%	4 6.3%	47 4.4%
2	172 16.0%	59 16.8%	36 17.1%	41 12.6%	27 18.2%	8 26.7%	171 16.1%	39 13.4%	67 15.4%	51 18.7%	12 18.8%	169 15.9%
3	399 37.2%	117 33.3%	74 35.1%	130 40.0%	63 42.6%	10 33.3%	394 37.0%	99 34.1%	159 36.6%	113 41.4%	23 35.9%	394 37.1%
4	253 23.6%	83 23.6%	52 24.6%	82 25.2%	31 20.9%	4 13.3%	252 23.7%	72 24.8%	101 23.3%	61 22.3%	18 28.1%	252 23.8%
Very satisfied	201 18.7%	77 21.9%	39 18.5%	54 16.6%	24 16.2%	7 23.3%	201 18.9%	69 23.8%	90 20.7%	33 12.1%	7 10.9%	199 18.8%

Arts Centres

	total		Gender		Variable Total		Age			Variable Total		
			Female		Male		Under 20 years	20 - 39 years	40 - 59 years	60 years or older		
Total	993	511	476	987	8	191	448	339	986			
	100.0%	100.0%	100.0%	100.0%	100.0%	100.0%	100.0%	100.0%	100.0%			
Very dissatisfied	24	20	3	23	0	7	12	4	23			
	2.4%	3.9%	.6%	2.3%	.0%	3.7%	2.7%	1.2%	2.3%			
2	110	52	58	110	3	23	59	25	110			
	11.1%	10.2%	12.2%	11.1%	37.5%	12.0%	13.2%	7.4%	11.2%			
3	429	213	212	425	2	90	197	135	424			
	43.2%	41.7%	44.5%	43.1%	25.0%	47.1%	44.0%	39.8%	43.0%			
4	265	149	115	264	3	50	115	97	265			
	26.7%	29.2%	24.2%	26.7%	37.5%	26.2%	25.7%	28.6%	26.9%			
Very satisfied	165	77	88	165	0	21	65	78	164			
	16.6%	15.1%	18.5%	16.7%	.0%	11.0%	14.5%	23.0%	16.6%			

	total		Area		Variable Total		Household			Variable Total		
			V9R		V9V		V9X		One or more single adults sharing a residence	Couple with dependent children	Couple with dependent children	Single parent with dependent children
Total	993	337	192	299	132	26	986	267	392	260	63	982
	100.0%	100.0%	100.0%	100.0%	100.0%	100.0%	100.0%	100.0%	100.0%	100.0%	100.0%	100.0%
Very dissatisfied	24	5	6	10	2	0	23	7	8	6	2	23
	2.4%	1.5%	3.1%	3.3%	1.5%	.0%	2.3%	2.6%	2.0%	2.3%	3.2%	2.3%
2	110	37	27	28	12	5	109	25	37	35	12	109
	11.1%	11.0%	14.1%	9.4%	9.1%	19.2%	11.1%	9.4%	9.4%	13.5%	19.0%	11.1%
3	429	138	80	133	63	11	425	110	170	116	27	423
	43.2%	40.9%	41.7%	44.5%	47.7%	42.3%	43.1%	41.2%	43.4%	44.6%	42.9%	43.1%
4	265	93	49	83	33	6	264	69	107	71	16	263
	26.7%	27.6%	25.5%	27.8%	25.0%	23.1%	26.8%	25.8%	27.3%	27.3%	25.4%	26.8%
Very satisfied	165	64	30	45	22	4	165	56	70	32	6	164
	16.6%	19.0%	15.6%	15.1%	16.7%	15.4%	16.7%	21.0%	17.9%	12.3%	9.5%	16.7%

Arenas

	total		Gender		Variable Total		Age			Variable Total	
	1078 100.0%	533 100.0%	Male		Under 20 years		20 - 39 years	40 - 59 years	60 years or older	377 100.0%	1070 100.0%
			Female	Male	years	years	years				
Total	1078 100.0%	533 100.0%	538 100.0%	1071 100.0%	8 100.0%	203 100.0%	482 100.0%	377 100.0%	1070 100.0%		
Very dissatisfied	134 12.4%	51 9.6%	81 15.1%	132 12.3%	1 12.5%	22 10.8%	76 15.8%	33 8.8%	132 12.3%		
2	159 14.7%	74 13.9%	85 15.8%	159 14.8%	0 .0%	25 12.3%	85 17.6%	49 13.0%	159 14.9%		
3	295 27.4%	150 28.1%	142 26.4%	292 27.3%	2 25.0%	53 26.1%	123 25.5%	113 30.0%	291 27.2%		
4	268 24.9%	139 26.1%	127 23.6%	266 24.8%	3 37.5%	57 28.1%	113 23.4%	94 24.9%	267 25.0%		
Very satisfied	222 20.6%	119 22.3%	103 19.1%	222 20.7%	2 25.0%	46 22.7%	85 17.6%	88 23.3%	221 20.7%		

	total		Area		Variable Total		Household				Variable Total			
	1078 100.0%	358 100.0%	V9R		V9V		V9X		One or more single adults sharing a residence		Couple with dependent children		Single parent with dependent children	
			V9R	V9S	V9V	V9X	286 100.0%	430 100.0%	286 100.0%	64 100.0%				
Total	1078 100.0%	358 100.0%	213 100.0%	324 100.0%	145 100.0%	29 100.0%	1069 100.0%	286 100.0%	430 100.0%	286 100.0%	64 100.0%	1066 100.0%		
Very dissatisfied	134 12.4%	40 11.2%	20 9.4%	42 13.0%	25 17.2%	5 17.2%	132 12.3%	18 6.3%	45 10.5%	58 20.3%	10 15.6%	131 12.3%		
2	159 14.7%	46 12.8%	35 16.4%	44 13.6%	28 19.3%	6 20.7%	159 14.9%	34 11.9%	68 15.8%	49 17.1%	7 10.9%	158 14.8%		
3	295 27.4%	105 29.3%	55 25.8%	90 27.8%	35 24.1%	5 17.2%	290 27.1%	83 29.0%	132 30.7%	60 21.0%	16 25.0%	291 27.3%		
4	268 24.9%	92 25.7%	52 24.4%	84 25.9%	30 20.7%	8 27.6%	266 24.9%	72 25.2%	107 24.9%	68 23.8%	20 31.3%	267 25.0%		
Very satisfied	222 20.6%	75 20.9%	51 23.9%	64 19.8%	27 18.6%	5 17.2%	222 20.8%	79 27.6%	78 18.1%	51 17.8%	11 17.2%	219 20.5%		

Swimming Pools

	total		Gender		Variable Total		Age			Variable Total	
	1124 100.0%	560 100.0%	Male		Under 20 years		20 - 39 years	40 - 59 years	60 years or older	413 100.0%	1115 100.0%
			Female	Male	years	years	years				
Total	1124 100.0%	560 100.0%	556 100.0%	1116 100.0%	8 100.0%	200 100.0%	494 100.0%	413 100.0%	1115 100.0%		
Very dissatisfied	28 2.5%	12 2.1%	15 2.7%	27 2.4%	0 .0%	2 1.0%	15 3.0%	10 2.4%	27 2.4%		
2	80 7.1%	37 6.6%	43 7.7%	80 7.2%	0 .0%	12 6.0%	36 7.3%	32 7.7%	80 7.2%		
3	249 22.2%	117 20.9%	130 23.4%	247 22.1%	2 25.0%	28 14.0%	127 25.7%	89 21.5%	246 22.1%		
4	334 29.7%	167 29.8%	164 29.5%	331 29.7%	3 37.5%	74 37.0%	151 30.6%	104 25.2%	332 29.8%		
Very satisfied	433 38.5%	227 40.5%	204 36.7%	431 38.6%	3 37.5%	84 42.0%	165 33.4%	178 43.1%	430 38.6%		

	total		Area		Variable Total		Household				Variable Total			
	1124 100.0%	365 100.0%	V9R		V9V		V9X		One or more single adults sharing a residence		Couple with dependent children		Couple with dependent children	
			V9R	V9S	V9T	V9V	V9X	305 100.0%	6 2.0%	19 6.2%	10 2.2%	19 6.6%	27 1.5% <th>27 2.4%</th>	27 2.4%
Total	1124 100.0%	365 100.0%	224 100.0%	342 100.0%	152 100.0%	30 100.0%	1113 100.0%	305 100.0%	6 2.0%	19 6.2%	10 2.2%	19 6.6%	27 1.5%	27 2.4%
Very dissatisfied	28 2.5%	4 1.1%	5 2.2%	7 2.0%	10 6.6%	1 3.3%	27 2.4%	6 2.0%	2 0.6%	10 3.5%	1 0.3%	1 0.3%	1 0.3%	1 0.3%
2	80 7.1%	22 6.0%	18 8.0%	25 7.3%	13 8.6%	1 3.3%	79 7.1%	19 6.2%	36 11.3%	36 11.3%	7 2.2%	19 6.6%	5 1.5%	79 7.1%
3	249 22.2%	83 22.7%	47 21.0%	71 20.8%	40 26.3%	5 16.7%	246 22.1%	69 22.6%	110 34.3%	53 18.5%	24 7.4%	53 18.5%	12 3.7%	244 22.0%
4	334 29.7%	108 29.6%	62 27.7%	110 32.2%	39 25.7%	13 43.3%	332 29.8%	79 25.9%	132 40.3%	96 33.6%	25 7.8%	96 33.6%	25 7.8%	332 29.9%
Very satisfied	433 38.5%	148 40.5%	92 41.1%	129 37.7%	50 32.9%	10 33.3%	429 38.5%	132 43.3%	165 51.5%	108 33.8%	36 11.3%	108 33.8%	22 6.9%	427 38.5%

Fitness Centres

	total		Gender		Variable Total		Age			Variable Total	
	Female	Male	Under 20 years	20 - 39 years	40 - 59 years	60 years or older					
Total	1045 100.0%	529 100.0%	509 100.0%	197 100.0%	472 100.0%	360 100.0%	1037 100.0%				
Very dissatisfied	22 2.1%	15 2.8%	6 1.2%	0 .0%	9 3.0%	6 1.7%	21 2.0%				
2	79 7.6%	34 6.4%	45 8.8%	0 .0%	39 8.3%	22 6.1%	79 7.6%				
3	324 31.0%	150 28.4%	172 33.8%	2 25.0%	164 34.7%	107 29.7%	321 31.0%				
4	341 32.6%	176 33.3%	162 31.8%	5 62.5%	149 31.6%	113 31.4%	339 32.7%				
Very satisfied	279 26.7%	154 29.1%	124 24.4%	1 12.5%	111 23.5%	112 31.1%	277 26.7%				

	total		Area		Variable Total		Household				Variable Total	
	V9R	V9S	V9T	V9V	V9X	One or more single adults sharing a residence	Couple with no dependent children	Couple with dependent children	Single parent with dependent children			
Total	1045 100.0%	350 100.0%	204 100.0%	311 100.0%	142 100.0%	29 100.0%	281 100.0%	419 100.0%	270 100.0%	63 100.0%	1033 100.0%	
Very dissatisfied	22 2.1%	5 1.4%	3 1.5%	9 2.9%	4 2.8%	0 .0%	3 1.1%	11 2.6%	5 1.9%	1 1.6%	20 1.9%	
2	79 7.6%	20 5.7%	16 7.8%	23 7.4%	17 12.0%	1 3.4%	16 5.7%	31 7.4%	22 8.1%	9 14.3%	78 7.6%	
3	324 31.0%	109 31.1%	57 27.9%	103 33.1%	43 30.3%	9 31.0%	84 29.9%	135 32.2%	83 30.7%	19 30.2%	321 31.1%	
4	341 32.6%	118 33.7%	67 32.8%	99 31.8%	45 31.7%	10 34.5%	88 31.3%	135 32.2%	94 34.8%	22 34.9%	339 32.8%	
Very satisfied	279 26.7%	98 28.0%	61 29.9%	77 24.8%	33 23.2%	9 31.0%	90 32.0%	107 25.5%	66 24.4%	12 19.0%	275 26.6%	

Community Centres

	total		Gender		Variable Total		Age			Variable Total	
	1024 100.0%	513 100.0%	Male		Under 20 years		20 - 39 years	40 - 59 years	60 years or older	358 100.0%	1017 100.0%
			Female	Male	years	years	years				
Total	1024 100.0%	513 100.0%	505 100.0%	1018 100.0%	8 100.0%	197 100.0%	454 100.0%	454 100.0%	358 100.0%	1017 100.0%	
Very dissatisfied	34 3.3%	16 3.1%	17 3.4%	33 3.2%	0 .0%	4 2.0%	18 4.0%	11 3.1%	11 3.1%	33 3.2%	
2	115 11.2%	56 10.9%	59 11.7%	115 11.3%	0 .0%	20 10.2%	58 12.8%	37 10.3%	37 11.3%	115 11.3%	
3	396 38.7%	191 37.2%	202 40.0%	393 38.6%	5 62.5%	71 36.0%	194 42.7%	123 34.4%	123 34.4%	393 38.6%	
4	290 28.3%	148 28.8%	140 27.7%	288 28.3%	2 25.0%	67 34.0%	111 24.4%	108 30.2%	108 28.3%	288 28.3%	
Very satisfied	189 18.5%	102 19.9%	87 17.2%	189 18.6%	1 12.5%	35 17.8%	73 16.1%	79 22.1%	79 22.1%	188 18.5%	

	total		Area		Variable Total		Household					Variable Total	
	1024 100.0%	333 100.0%	V9R	V9S	V9T	V9V	V9X	One or more single adults sharing a residence	Couple with no dependent children	Couple with dependent children	Single parent with dependent children	59 100.0%	1012 100.0%
Total	1024 100.0%	333 100.0%	206 100.0%	310 100.0%	139 100.0%	28 100.0%	1016 100.0%	279 100.0%	406 100.0%	268 100.0%	59 100.0%	1012 100.0%	
Very dissatisfied	34 3.3%	12 3.6%	3 1.5%	10 3.2%	8 5.8%	0 .0%	33 3.2%	5 1.8%	13 3.2%	12 4.5%	2 3.4%	32 3.2%	
2	115 11.2%	25 7.5%	27 13.1%	32 10.3%	26 18.7%	4 14.3%	114 11.2%	30 10.8%	47 11.6%	31 11.6%	6 10.2%	114 11.3%	
3	396 38.7%	137 41.1%	70 34.0%	128 41.3%	45 32.4%	11 39.3%	391 38.5%	103 36.9%	164 40.4%	97 36.2%	28 47.5%	392 38.7%	
4	290 28.3%	93 27.9%	58 28.2%	90 29.0%	41 29.5%	7 25.0%	289 28.4%	76 27.2%	112 27.6%	84 31.3%	14 23.7%	286 28.3%	
Very satisfied	189 18.5%	66 19.8%	48 23.3%	50 16.1%	19 13.7%	6 21.4%	189 18.6%	65 23.3%	70 17.2%	44 16.4%	9 15.3%	188 18.6%	

Art Galleries

	total		Gender		Variable Total		Age			Variable Total	
	1048 100.0%	534 100.0%	Male		Under 20 years		20 - 39 years	40 - 59 years	60 years or older	372 100.0%	1040 100.0%
			Female	Male	years	years	years				
Total	1048 100.0%	534 100.0%	507 100.0%	1041 100.0%	8 100.0%	193 100.0%	467 100.0%	372 100.0%	1040 100.0%		
Very dissatisfied	35 3.3%	23 4.3%	11 2.2%	34 3.3%	1 12.5%	8 4.1%	19 4.1%	6 1.6%	34 3.3%		
2	123 11.7%	58 10.9%	65 12.8%	123 11.8%	3 37.5%	31 16.1%	53 11.3%	36 9.7%	123 11.8%		
3	405 38.6%	198 37.1%	202 39.8%	400 38.4%	1 12.5%	79 40.9%	197 42.2%	123 33.1%	400 38.5%		
4	279 26.6%	144 27.0%	134 26.4%	278 26.7%	3 37.5%	51 26.4%	117 25.1%	107 28.8%	278 26.7%		
Very satisfied	206 19.7%	111 20.8%	95 18.7%	206 19.8%	0 .0%	24 12.4%	81 17.3%	100 26.9%	205 19.7%		

	total		Area		Variable Total		Household				Variable Total		
	1048 100.0%	350 100.0%	V9R	V9S	V9T	V9V	V9X	One or more single adults sharing a residence	Couple with no dependent children	Couple with dependent children	Single parent with dependent children	63 100.0%	1035 100.0%
Total	1048 100.0%	350 100.0%	208 100.0%	316 100.0%	141 100.0%	26 100.0%	1041 100.0%	284 100.0%	424 100.0%	264 100.0%	63 100.0%	1035 100.0%	
Very dissatisfied	35 3.3%	11 3.1%	8 3.8%	11 3.5%	4 2.8%	0 .0%	34 3.3%	10 3.5%	12 2.8%	6 2.3%	6 9.5%	34 3.3%	
2	123 11.7%	40 11.4%	24 11.5%	32 10.1%	20 14.2%	6 23.1%	122 11.7%	31 10.9%	48 11.3%	37 14.0%	6 9.5%	122 11.8%	
3	405 38.6%	130 37.1%	84 40.4%	124 39.2%	53 37.6%	11 42.3%	402 38.6%	105 37.0%	147 34.7%	116 43.9%	31 49.2%	399 38.6%	
4	279 26.6%	97 27.7%	51 24.5%	83 26.3%	41 29.1%	5 19.2%	277 26.6%	66 23.2%	130 30.7%	66 25.0%	13 20.6%	275 26.6%	
Very satisfied	206 19.7%	72 20.6%	41 19.7%	66 20.9%	23 16.3%	4 15.4%	206 19.8%	72 25.4%	87 20.5%	39 14.8%	7 11.1%	205 19.8%	

5. How satisfied are you with the **quality** of public recreation and culture facilities in Nanaimo? (Please circle **one** number for each line)
 Performing Arts Theatres

	total		Gender		Variable Total		Age			Variable Total	
	1090 100.0%	543 100.0%	Male		Under 20 Years		20 - 39 Years	40 - 59 Years	60 years or older	412 100.0%	1083 100.0%
			Female	Male	Years	Years	Years				
Total	1090 100.0%	543 100.0%	541 100.0%	1084 100.0%	7 100.0%	191 100.0%	473 100.0%	412 100.0%	1083 100.0%		
Very dissatisfied	14 1.3%	7 1.3%	7 1.3%	14 1.3%	0 .0%	0 .0%	9 1.9%	5 1.2%	14 1.3%		
2	40 3.7%	17 3.1%	23 4.3%	40 3.7%	1 14.3%	9 4.7%	17 3.6%	13 3.2%	40 3.7%		
3	291 26.7%	147 27.1%	143 26.4%	290 26.8%	2 28.6%	60 31.4%	122 25.8%	105 25.5%	289 26.7%		
4	380 34.9%	195 35.9%	181 33.5%	376 34.7%	4 57.1%	80 41.9%	169 35.7%	124 30.1%	377 34.8%		
Very satisfied	365 33.5%	177 32.6%	187 34.6%	364 33.6%	0 .0%	42 22.0%	156 33.0%	165 40.0%	363 33.5%		

	total		Area		Variable Total		Household				Variable Total	
	1090 100.0%	359 100.0%	V9S		V9V	V9X	298 100.0%	448 100.0%	271 100.0%	62 100.0%	1079 100.0%	1079 100.0%
			V9R	V9T	One or more single adults sharing a residence	Couple with no dependent children						
Total	1090 100.0%	359 100.0%	220 100.0%	331 100.0%	147 100.0%	26 100.0%	298 100.0%	448 100.0%	271 100.0%	62 100.0%	1079 100.0%	1079 100.0%
Very dissatisfied	14 1.3%	7 1.9%	3 1.4%	4 1.2%	0 .0%	0 .0%	3 1.0%	8 1.8%	3 1.1%	0 .0%	14 1.3%	14 1.3%
2	40 3.7%	16 4.5%	8 3.6%	9 2.7%	4 2.7%	1 3.8%	9 3.0%	17 3.8%	10 3.7%	4 6.5%	40 3.7%	40 3.7%
3	291 26.7%	94 26.2%	60 27.3%	96 29.0%	32 21.8%	8 30.8%	72 24.2%	119 26.6%	73 26.9%	22 35.5%	286 26.5%	286 26.5%
4	380 34.9%	129 35.9%	65 29.5%	117 35.3%	56 38.1%	10 38.5%	112 37.6%	139 31.0%	107 39.5%	19 30.6%	377 34.9%	377 34.9%
Very satisfied	365 33.5%	113 31.5%	84 38.2%	105 31.7%	55 37.4%	7 26.9%	102 34.2%	165 36.8%	78 28.8%	17 27.4%	362 33.5%	362 33.5%

Rehearsal Spaces

	total		Gender		Variable Total		Age			Variable Total	
	870 100.0%	437 100.0%	Male		Under 20 years		20 - 39 years	40 - 59 years	60 years or older	283 100.0%	864 100.0%
			Female	Male	years	years	years				
Total			428 100.0%	428 100.0%	7 100.0%	173 100.0%	401 100.0%	283 100.0%	864 100.0%		
Very dissatisfied	17 2.0%	12 2.7%	5 1.2%	17 2.0%	0 .0%	1 .6%	10 2.5%	6 2.1%	17 2.0%		
2	83 9.5%	36 8.2%	47 11.0%	83 9.6%	1 14.3%	14 8.1%	37 9.2%	31 11.0%	83 9.6%		
3	458 52.6%	230 52.6%	224 52.3%	454 52.5%	5 71.4%	93 53.8%	217 54.1%	139 49.1%	454 52.5%		
4	184 21.1%	103 23.6%	80 18.7%	183 21.2%	1 14.3%	46 26.6%	84 20.9%	52 18.4%	183 21.2%		
Very satisfied	128 14.7%	56 12.8%	72 16.8%	128 14.8%	0 .0%	19 11.0%	53 13.2%	55 19.4%	127 14.7%		

	total		Area		Variable Total		Household					Variable Total	
	870 100.0%	293 100.0%	V9R 100.0%	V9S 100.0%	V9T 100.0%	V9V 100.0%	V9X 100.0%	One or more single adults sharing a residence	Couple with no dependent children	Couple with dependent children	Single parent with dependent children	57 100.0%	862 100.0%
Total			169 100.0%	263 100.0%	116 100.0%	24 100.0%	865 100.0%	232 100.0%	334 100.0%	239 100.0%	57 100.0%		
Very dissatisfied	17 2.0%	7 2.4%	1 .6%	7 2.7%	2 1.7%	0 .0%	17 2.0%	3 1.3%	7 2.1%	6 2.5%	1 1.8%	17 2.0%	
2	83 9.5%	32 10.9%	19 11.2%	20 7.6%	11 9.5%	0 .0%	82 9.5%	25 10.8%	35 10.5%	14 5.9%	8 14.0%	82 9.5%	
3	458 52.6%	157 53.6%	84 49.7%	141 53.6%	57 49.1%	17 70.8%	456 52.7%	106 45.7%	186 55.7%	130 54.4%	31 54.4%	453 52.6%	
4	184 21.1%	55 18.8%	39 23.1%	55 20.9%	28 24.1%	5 20.8%	182 21.0%	55 23.7%	57 17.1%	61 25.5%	9 15.8%	182 21.1%	
Very satisfied	128 14.7%	42 14.3%	26 15.4%	40 15.2%	18 15.5%	2 8.3%	128 14.8%	43 18.5%	49 14.7%	28 11.7%	8 14.0%	128 14.8%	

Gymnasiums

	total		Gender		Variable Total		Age			Variable Total		
			Female		Male		Under 20 years	20 - 39 years	40 - 59 years	60 years or older		
Total	937	465	467	932	8	182	433	308	931			
	100.0%	100.0%	100.0%	100.0%	100.0%	100.0%	100.0%	100.0%	100.0%			
Very dissatisfied	14	6	8	14	0	3	7	4	14			
	1.5%	1.3%	1.7%	1.5%	.0%	1.6%	1.6%	1.3%	1.5%			
2	68	35	32	67	1	16	35	15	67			
	7.3%	7.5%	6.9%	7.2%	12.5%	8.8%	8.1%	4.9%	7.2%			
3	425	208	214	422	3	89	195	135	422			
	45.4%	44.7%	45.8%	45.3%	37.5%	48.9%	45.0%	43.8%	45.3%			
4	262	130	131	261	4	52	125	80	261			
	28.0%	28.0%	28.1%	28.0%	50.0%	28.6%	28.9%	26.0%	28.0%			
Very satisfied	168	86	82	168	0	22	71	74	167			
	17.9%	18.5%	17.6%	18.0%	.0%	12.1%	16.4%	24.0%	17.9%			

	total		Area		Variable Total		Household				Variable Total		
			V9R	V9S	V9T	V9V	V9X	One or more single adults sharing a residence	Couple with no dependent children	Couple with dependent children	Single parent with dependent children		
Total	937	311	193	278	124	25	931	241	368	259	61	929	100.0%
	100.0%	100.0%	100.0%	100.0%	100.0%	100.0%	100.0%	100.0%	100.0%	100.0%	100.0%	100.0%	
Very dissatisfied	14	2	5	3	4	0	14	2	7	5	0	14	
	1.5%	.6%	2.6%	1.1%	3.2%	.0%	1.5%	.8%	1.9%	1.9%	.0%	1.5%	
2	68	22	19	15	10	1	67	13	25	20	8	66	
	7.3%	7.1%	9.8%	5.4%	8.1%	4.0%	7.2%	5.4%	6.8%	7.7%	13.1%	7.1%	
3	425	153	71	134	49	15	422	102	180	108	31	421	
	45.4%	49.2%	36.8%	48.2%	39.5%	60.0%	45.3%	42.3%	48.9%	41.7%	50.8%	45.3%	
4	262	84	55	74	40	7	260	64	93	89	14	260	
	28.0%	27.0%	28.5%	26.6%	32.3%	28.0%	27.9%	26.6%	25.3%	34.4%	23.0%	28.0%	
Very satisfied	168	50	43	52	21	2	168	60	63	37	8	168	
	17.9%	16.1%	22.3%	18.7%	16.9%	8.0%	18.0%	24.9%	17.1%	14.3%	13.1%	18.1%	

Museums

	total		Gender		Variable Total		Age			Variable Total	
	1035 100.0%	508 100.0%	Male		Under 20 years		20 - 39 years	40 - 59 years	60 years or older	375 100.0%	1028 100.0%
			521 100.0%	13 2.5%	8 100.0%	193 100.0%	452 100.0%	375 100.0%			
Very dissatisfied	29 2.8%	16 3.1%	29 2.8%	1 12.5%	9 4.7%	14 3.1%	5 1.3%	29 2.8%			
2	114 11.0%	63 12.4%	114 11.1%	2 25.0%	30 15.5%	51 11.3%	31 8.3%	114 11.1%			
3	397 38.4%	184 36.2%	392 38.1%	2 25.0%	74 38.3%	192 42.5%	124 33.1%	392 38.1%			
4	292 28.2%	148 29.1%	291 28.3%	3 37.5%	55 28.5%	117 25.9%	116 30.9%	291 28.3%			
Very satisfied	203 19.6%	97 19.1%	203 19.7%	0 .0%	25 13.0%	78 17.3%	99 26.4%	202 19.6%			

	total		Area		Variable Total		Household					Variable Total		
	1035 100.0%	338 100.0%	208 100.0%	V9R	V9S	V9T	V9V	V9X	One or more single adults sharing a residence	Couple with no dependent children	Couple with dependent children	Single parent with dependent children	61 100.0%	1025 100.0%
Very dissatisfied	29 2.8%	9 2.7%	9 4.3%	6 1.9%	2 1.4%	2 1.4%	2 6.9%	28 2.7%	9 3.3%	9 2.1%	9 3.4%	2 3.3%	29 2.8%	
2	114 11.0%	40 11.8%	29 11.5%	29 9.3%	17 12.1%	3 10.3%	113 11.0%	25 9.2%	45 10.6%	34 12.7%	34 12.7%	9 14.8%	113 11.0%	
3	397 38.4%	117 34.6%	70 33.7%	133 42.6%	62 44.3%	11 37.9%	393 38.3%	84 30.8%	164 38.7%	116 43.4%	116 43.4%	25 41.0%	389 38.0%	
4	292 28.2%	102 30.2%	59 28.4%	86 27.6%	34 24.3%	9 31.0%	290 28.2%	84 27.0%	119 28.1%	72 27.0%	72 27.0%	16 26.2%	291 28.4%	
Very satisfied	203 19.6%	70 20.7%	46 22.1%	58 18.6%	25 17.9%	4 13.8%	203 19.8%	71 26.0%	87 20.5%	36 13.5%	36 13.5%	9 14.8%	203 19.8%	

Arts Centres

	total		Gender		Variable Total		Age			Variable Total	
	970 100.0%	491 100.0%	Male		Under 20 years		20 - 39 years	40 - 59 years	60 years or older	332 100.0%	964 100.0%
			Female	Male	years	years	years				
Total			474 100.0%	965 100.0%	8 100.0%	183 100.0%	441 100.0%	332 100.0%	964 100.0%		
Very dissatisfied	16 1.6%	12 2.4%	4 .8%	16 1.7%	0 .0%	5 2.7%	7 1.6%	4 1.2%	16 1.7%		
2	84 8.7%	41 8.4%	43 9.1%	84 8.7%	2 25.0%	17 9.3%	41 9.3%	24 7.2%	84 8.7%		
3	424 43.7%	203 41.3%	217 45.8%	420 43.5%	3 37.5%	84 45.9%	196 44.4%	136 41.0%	419 43.5%		
4	276 28.5%	148 30.1%	127 26.8%	275 28.5%	3 37.5%	58 31.7%	124 28.1%	91 27.4%	276 28.6%		
Very satisfied	170 17.5%	87 17.7%	83 17.5%	170 17.6%	0 .0%	19 10.4%	73 16.6%	77 23.2%	169 17.5%		

	total		Area		Variable Total		Household				Variable Total		
	970 100.0%	330 100.0%	V9R	V9S	V9T	V9V	V9X	One or more single adults sharing a residence	Couple with no dependent children	Couple with dependent children	Single parent with dependent children	62 100.0%	961 100.0%
Total			192 100.0%	288 100.0%	128 100.0%	26 100.0%	964 100.0%	259 100.0%	386 100.0%	254 100.0%	62 100.0%		
Very dissatisfied	16 1.6%	2 .6%	5 2.6%	9 3.1%	0 .0%	0 .0%	16 1.7%	6 2.3%	6 1.6%	2 .8%	1 1.6%	15 1.6%	
2	84 8.7%	33 10.0%	23 12.0%	13 4.5%	9 7.0%	5 19.2%	83 8.6%	17 6.6%	30 7.8%	28 11.0%	8 12.9%	83 8.6%	
3	424 43.7%	131 39.7%	76 39.6%	145 50.3%	59 46.1%	9 34.6%	420 43.6%	111 42.9%	168 43.5%	112 44.1%	27 43.5%	418 43.5%	
4	276 28.5%	103 31.2%	55 28.6%	69 24.0%	38 29.7%	10 38.5%	275 28.5%	66 25.5%	112 29.0%	82 32.3%	15 24.2%	275 28.6%	
Very satisfied	170 17.5%	61 18.5%	33 17.2%	52 18.1%	22 17.2%	2 7.7%	170 17.6%	59 22.8%	70 18.1%	30 11.8%	11 17.7%	170 17.7%	

Arenas

	total		Gender		Variable Total		Age			Variable Total	
	1036 100.0%	503 100.0%	Male		Under 20 years		20 - 39 years	40 - 59 years	60 years or older	356 100.0%	1029 100.0%
			Female	Male	years	years	years				
Total	1036 100.0%	503 100.0%	527 100.0%	1030 100.0%	8 100.0%	194 100.0%	471 100.0%	356 100.0%	1029 100.0%		
Very dissatisfied	82 7.9%	32 6.4%	49 9.3%	81 7.9%	0 .0%	11 5.7%	42 8.9%	28 7.9%	81 7.9%		
2	116 11.2%	51 10.1%	65 12.3%	116 11.3%	1 12.5%	18 9.3%	58 12.3%	39 11.0%	116 11.3%		
3	305 29.4%	151 30.0%	151 28.7%	302 29.3%	2 25.0%	57 29.4%	143 30.4%	99 27.8%	301 29.3%		
4	319 30.8%	162 32.2%	155 29.4%	317 30.8%	3 37.5%	67 34.5%	140 29.7%	108 30.3%	318 30.9%		
Very satisfied	214 20.7%	107 21.3%	107 20.3%	214 20.8%	2 25.0%	41 21.1%	88 18.7%	82 23.0%	213 20.7%		

	total		Area		Variable Total		Household			Variable Total				
	1036 100.0%	345 100.0%	V9R		V9V		V9X		One or more single adults sharing a residence		Couple with dependent children		Single parent with dependent children	
			V9R	V9S	V9T	V9V	V9X	273 100.0%	408 100.0%	281 100.0%	64 100.0%	1026 100.0%		
Total	1036 100.0%	345 100.0%	208 100.0%	311 100.0%	136 100.0%	29 100.0%	1029 100.0%	273 100.0%	408 100.0%	281 100.0%	64 100.0%	1026 100.0%		
Very dissatisfied	82 7.9%	29 8.4%	17 8.2%	23 7.4%	11 8.1%	1 3.4%	81 7.9%	12 4.4%	33 8.1%	28 10.0%	8 12.5%	81 7.9%		
2	116 11.2%	31 9.0%	27 13.0%	37 11.9%	16 11.8%	5 17.2%	116 11.3%	24 8.8%	51 12.5%	32 11.4%	7 10.9%	114 11.1%		
3	305 29.4%	99 28.7%	53 25.5%	97 31.2%	43 31.6%	9 31.0%	301 29.3%	79 28.9%	122 29.9%	82 29.2%	18 28.1%	301 29.3%		
4	319 30.8%	113 32.8%	60 28.8%	96 30.9%	38 27.9%	10 34.5%	317 30.8%	83 30.4%	130 31.9%	85 30.2%	20 31.3%	318 31.0%		
Very satisfied	214 20.7%	73 21.2%	51 24.5%	58 18.6%	28 20.6%	4 13.8%	214 20.8%	75 27.5%	72 17.6%	54 19.2%	11 17.2%	212 20.7%		

Swimming Pools

	total	Gender		Variable Total		Age			Variable Total
		Gender		Variable Total		Age			
		Female	Male	Under 20 years	20 - 39 years	40 - 59 years	60 years or older		
Total	1101 100.0%	541 100.0%	553 100.0%	1094 100.0%	8 100.0%	197 100.0%	486 100.0%	402 100.0%	1093 100.0%
Very dissatisfied	13 1.2%	5 .9%	8 1.4%	13 1.2%	0 .0%	2 1.0%	4 .8%	7 1.7%	13 1.2%
2	44 4.0%	20 3.7%	24 4.3%	44 4.0%	0 .0%	7 3.6%	19 4.0%	18 4.5%	44 4.0%
3	199 18.1%	84 15.5%	113 20.4%	197 18.0%	3 37.5%	24 12.2%	91 18.7%	78 19.4%	196 17.9%
4	364 33.1%	179 33.1%	182 32.9%	361 33.0%	3 37.5%	72 36.5%	170 35.0%	116 28.9%	361 33.0%
Very satisfied	481 43.7%	253 46.8%	226 40.9%	479 43.8%	2 25.0%	92 46.7%	202 41.6%	183 45.5%	479 43.8%

	total	Area		Variable Total		Household				Variable Total		
		Area		Variable Total		Household						
		V9R	V9S	V9T	V9V	V9X	One or more single adults sharing a residence	Couple with no dependent children	Couple with dependent children		Single parent with dependent children	
Total	1101 100.0%	361 100.0%	221 100.0%	334 100.0%	145 100.0%	30 100.0%	1091 100.0%	293 100.0%	444 100.0%	288 100.0%	64 100.0%	1089 100.0%
Very dissatisfied	13 1.2%	3 .8%	1 .5%	5 1.5%	4 2.8%	0 .0%	13 1.2%	2 .7%	8 1.8%	3 1.0%	0 .0%	13 1.2%
2	44 4.0%	15 4.2%	14 6.3%	12 3.6%	2 1.4%	0 .0%	43 3.9%	11 3.8%	21 4.7%	10 3.5%	2 3.1%	44 4.0%
3	199 18.1%	66 18.3%	35 15.8%	62 18.6%	25 17.2%	8 26.7%	196 18.0%	47 16.0%	94 21.2%	44 15.3%	11 17.2%	196 18.0%
4	364 33.1%	114 31.6%	65 29.4%	116 34.7%	51 35.2%	14 46.7%	360 33.0%	87 29.7%	141 31.8%	102 35.4%	30 46.9%	360 33.1%
Very satisfied	481 43.7%	163 45.2%	106 48.0%	139 41.6%	63 43.4%	8 26.7%	479 43.9%	146 49.8%	180 40.5%	129 44.8%	21 32.8%	476 43.7%

Fitness Centres

	total		Gender		Variable Total		Age			Variable Total	
	1014 100.0%	510 100.0%	Male		Under 20 years		20 - 39 years	40 - 59 years	60 years or older	350 100.0%	1008 100.0%
			Female	Male	years	years	years				
Total	1014 100.0%	510 100.0%	499 100.0%	1009 100.0%	8 100.0%	189 100.0%	461 100.0%	350 100.0%	1008 100.0%		
Very dissatisfied	10 1.0%	5 1.0%	5 1.0%	10 1.0%	0 .0%	2 1.1%	5 1.1%	3 .9%	10 1.0%		
2	48 4.7%	23 4.5%	24 4.8%	47 4.7%	2 25.0%	12 6.3%	19 4.1%	14 4.0%	47 4.7%		
3	330 32.5%	150 29.4%	178 35.7%	328 32.5%	2 25.0%	55 29.1%	112 34.3%	112 32.0%	327 32.4%		
4	362 35.7%	189 37.1%	172 34.5%	361 35.8%	4 50.0%	77 40.7%	163 35.4%	117 33.4%	361 35.8%		
Very satisfied	264 26.0%	143 28.0%	120 24.0%	263 26.1%	0 .0%	43 22.8%	116 25.2%	104 29.7%	263 26.1%		

	total		Area		Variable Total		Household			Variable Total	
	1014 100.0%	343 100.0%	V9R		V9V		V9X		269 100.0%	405 100.0%	63 100.0%
			V9S	V9T	V9W	V9Y					
Total	1014 100.0%	343 100.0%	203 100.0%	301 100.0%	132 100.0%	28 100.0%	1007 100.0%	269 100.0%	405 100.0%	63 100.0%	1006 100.0%
Very dissatisfied	10 1.0%	2 .6%	2 1.0%	4 1.3%	2 1.5%	0 .0%	10 1.0%	0 .0%	6 1.5%	4 .0%	10 1.0%
2	48 4.7%	12 3.5%	12 5.9%	15 5.0%	5 3.8%	1 3.6%	45 4.5%	14 5.2%	18 4.4%	12 4.5%	47 4.7%
3	330 32.5%	109 31.8%	59 29.1%	108 35.9%	43 32.6%	9 32.1%	328 32.6%	79 29.4%	141 34.8%	87 31.7%	327 32.5%
4	362 35.7%	132 38.5%	70 34.5%	98 32.6%	48 36.4%	12 42.9%	360 35.7%	95 35.3%	133 32.8%	103 38.3%	361 35.9%
Very satisfied	264 26.0%	88 25.7%	60 29.6%	76 25.2%	34 25.8%	6 21.4%	264 26.2%	81 30.1%	107 26.4%	63 23.4%	261 25.9%

Community Centres

	total		Gender		Variable Total		Age			Variable Total	
	100.0%	100.0%	Male		Under 20 years		20 - 39 years	40 - 59 years	60 years or older	100.0%	100.0%
			Female	Male	years	years	years				
Total	1002	500	496	996	7	192	448	348	995	100.0%	100.0%
Very dissatisfied	25	8	17	25	0	2	14	9	25	2.5%	2.5%
2	79	40	38	78	1	16	36	25	78	7.9%	7.8%
3	396	187	206	393	2	82	188	121	393	39.5%	39.5%
4	311	166	144	310	3	64	133	110	310	31.0%	31.2%
Very satisfied	191	99	91	190	1	28	77	83	189	19.1%	19.0%
total											
	Area		Variable Total		Household			Variable Total			
	100.0%	100.0%	V9R		V9V		V9X		100.0%	100.0%	
			V9S	V9T	One or more single adults sharing a residence	Couple with no dependent children	Couple with dependent children	Single parent with dependent children			
Total	1002	336	203	294	133	28	994	271	396	266	59
Very dissatisfied	25	8	8	5	3	1	25	5	9	10	1
2	79	21	14	22	16	3	76	19	31	24	3
3	396	137	68	127	49	13	394	93	164	104	32
4	311	116	60	84	41	8	309	88	116	90	14
Very satisfied	191	54	53	56	24	3	190	66	76	38	9
	19.1%	16.1%	26.1%	19.0%	18.0%	10.7%	19.1%	24.4%	19.2%	14.3%	15.3%

Art Galleries

	total		Gender		Variable Total		Age			Variable Total		
			Female		Male		Under 20 years	20 - 39 years	40 - 59 years	60 years or older		
Total	1005	508	491	999	187	447	357	998				
	100.0%	100.0%	100.0%	100.0%	100.0%	100.0%	100.0%	100.0%				
Very dissatisfied	21	14	7	21	0	9	5	21				
	2.1%	2.8%	1.4%	2.1%	.0%	3.7%	1.4%	2.1%				
2	86	41	45	86	2	37	26	86				
	8.6%	8.1%	9.2%	8.6%	28.6%	11.2%	7.3%	8.6%				
3	411	189	217	406	2	190	134	406				
	40.9%	37.2%	44.2%	40.6%	28.6%	42.8%	37.5%	40.7%				
4	286	156	129	285	2	131	96	285				
	28.5%	30.7%	26.3%	28.5%	28.6%	29.9%	26.9%	28.6%				
Very satisfied	201	108	93	201	1	80	96	200				
	20.0%	21.3%	18.9%	20.1%	14.3%	17.9%	26.9%	20.0%				

	total		Area		Variable Total		Household			Variable Total		
			V9R		V9V		V9X		One or more single adults sharing a residence	Couple with no dependent children	Couple with dependent children	Single parent with dependent children
Total	1005	340	201	298	133	26	998	274	401	257	62	994
	100.0%	100.0%	100.0%	100.0%	100.0%	100.0%	100.0%	100.0%	100.0%	100.0%	100.0%	100.0%
Very dissatisfied	21	7	4	9	1	0	21	6	10	3	2	21
	2.1%	2.1%	2.0%	3.0%	.8%	.0%	2.1%	2.2%	2.5%	1.2%	3.2%	2.1%
2	86	29	23	17	13	3	85	21	31	25	8	85
	8.6%	8.5%	11.4%	5.7%	9.8%	11.5%	8.5%	7.7%	7.7%	9.7%	12.9%	8.6%
3	411	131	78	131	54	13	407	95	163	119	26	403
	40.9%	38.5%	38.8%	44.0%	40.6%	50.0%	40.8%	34.7%	40.6%	46.3%	41.9%	40.5%
4	286	102	56	81	37	8	284	81	112	76	15	284
	28.5%	30.0%	27.9%	27.2%	27.8%	30.8%	28.5%	29.6%	27.9%	29.6%	24.2%	28.6%
Very satisfied	201	71	40	60	28	2	201	71	85	34	11	201
	20.0%	20.9%	19.9%	20.1%	21.1%	7.7%	20.1%	25.9%	21.2%	13.2%	17.7%	20.2%

6. How satisfied are you with the **number** of parks and open space areas in Nanaimo? (Please circle **one** number for **each** line)
Sportsfields

	total		Gender		Variable Total		Age			Variable Total	
	1080 100.0%	522 100.0%	Male		Under 20 Years		20 - 39 Years	40 - 59 Years	60 years or older	393 100.0%	1069 100.0%
			Female	Male	Years	Years	Years				
Total	1080 100.0%	522 100.0%	548 100.0%	1070 100.0%	8 100.0%	196 100.0%	472 100.0%	393 100.0%	1069 100.0%		
Very dissatisfied	35 3.2%	10 1.9%	25 4.6%	35 3.3%	0 .0%	4 2.0%	21 4.4%	10 2.5%	35 3.3%		
2	76 7.0%	33 6.3%	43 7.8%	76 7.1%	0 .0%	21 10.7%	37 7.8%	18 4.6%	76 7.1%		
3	318 29.4%	160 30.7%	152 27.7%	312 29.2%	3 37.5%	56 28.6%	147 31.1%	107 27.2%	313 29.3%		
4	363 33.6%	181 34.7%	179 32.7%	360 33.6%	3 37.5%	67 34.2%	159 33.7%	130 33.1%	359 33.6%		
Very satisfied	288 26.7%	138 26.4%	149 27.2%	287 26.8%	2 25.0%	48 24.5%	108 22.9%	128 32.6%	286 26.8%		

	total		Area		Variable Total		Household				Variable Total		
	1080 100.0%	350 100.0%	V9R	V9S	V9T	V9V	V9X	One or more single adults sharing a residence	Couple with no dependent children	Couple with dependent children	Single parent with dependent children	65 100.0%	1064 100.0%
			V9R	V9S	V9T	V9V	V9X						
Total	1080 100.0%	350 100.0%	216 100.0%	325 100.0%	148 100.0%	30 100.0%	1069 100.0%	284 100.0%	436 100.0%	279 100.0%	65 100.0%	1064 100.0%	
Very dissatisfied	35 3.2%	8 2.3%	9 4.2%	11 3.4%	4 2.7%	2 6.7%	34 3.2%	7 2.5%	10 2.3%	14 5.0%	2 3.1%	33 3.1%	
2	76 7.0%	23 6.6%	11 5.1%	30 9.2%	12 8.1%	0 .0%	76 7.1%	14 4.9%	34 7.8%	25 9.0%	2 3.1%	75 7.0%	
3	318 29.4%	100 28.6%	59 27.3%	95 29.2%	46 31.1%	13 43.3%	313 29.3%	79 27.8%	133 30.5%	80 28.7%	20 30.8%	312 29.3%	
4	363 33.6%	123 35.1%	73 33.8%	106 32.6%	50 33.8%	7 23.3%	359 33.6%	98 34.5%	136 31.2%	102 36.6%	23 35.4%	359 33.7%	
Very satisfied	288 26.7%	96 27.4%	64 29.6%	83 25.5%	36 24.3%	8 26.7%	287 26.8%	86 30.3%	123 28.2%	58 20.8%	18 27.7%	285 26.8%	

Sport Courts

	total		Gender		Variable Total		Age			Variable Total	
	1067 100.0%	516 100.0%	Male		Under 20 years		20 - 39 years	40 - 59 years	60 years or older	380 100.0%	1056 100.0%
			39 3.7%	26 4.8%	8 100.0%	199 100.0%	469 100.0%	380 100.0%			
Very dissatisfied											
2	128 12.0%	66 12.8%	60 11.1%	11.9%	126 11.9%	1 12.5%	28 14.1%	70 14.9%	27 7.1%	126 11.9%	
3	383 35.9%	193 37.4%	185 34.2%	35.8%	378 35.8%	2 25.0%	69 34.7%	176 37.5%	132 34.7%	379 35.9%	
4	311 29.1%	149 28.9%	160 29.6%	29.2%	309 29.2%	3 37.5%	61 30.7%	128 27.3%	116 30.5%	308 29.2%	
Very satisfied											
206 19.3%	95 18.4%	110 20.3%	19.4%	205 19.4%	2 25.0%	28 14.1%	76 16.2%	98 25.8%	204 19.3%		

	total		Area		Variable Total		Household					Variable Total			
	1067 100.0%	347 100.0%	V9R 100.0%	V9S 100.0%	V9T 100.0%	V9V 100.0%	V9X 100.0%	One or more single adults sharing a residence	Couple with no dependent children	Couple with dependent children	Single parent with dependent children	278 100.0%	430 100.0%	279 100.0%	65 100.0%
Very dissatisfied															
2	128 12.0%	36 10.4%	10.4%	11.5%	41 12.8%	22 15.3%	3 10.7%	30 12.0%	43 10.8%	44 15.8%	7 10.8%	124 11.8%			
3	383 35.9%	119 34.3%	33.9%	38.1%	122 38.1%	51 35.4%	11 39.3%	89 32.0%	169 39.3%	93 33.3%	27 41.5%	378 35.9%			
4	311 29.1%	110 31.7%	27.5%	26.6%	85 26.6%	44 30.6%	10 35.7%	83 29.2%	123 28.6%	86 30.8%	17 26.2%	309 29.4%			
Very satisfied															
206 19.3%	69 19.9%	52 23.9%	18.8%	18.8%	60 18.8%	20 13.9%	4 14.3%	71 25.5%	83 19.3%	39 14.0%	10 15.4%	203 19.3%			

Neighbourhood Parks

	total		Gender		Variable Total		Age			Variable Total	
	1134 100.0%	558 100.0%	Male		Under 20 years		20 - 39 years	40 - 59 years	60 years or older	435 100.0%	1123 100.0%
			Female	Male	years	years	years				
Total			566	1124	8	200	480			435	1123
Very dissatisfied	59 5.2%	30 5.4%	29 5.1%	59 5.2%	1	14	22	4.6%	22	59 5.3%	59
2	168 14.8%	89 15.9%	75 13.3%	164 14.6%	0	32	77	16.0%	55	164 14.6%	164
3	302 26.6%	140 25.1%	160 28.3%	300 26.7%	3	55	132	27.5%	110	300 26.7%	300
4	314 27.7%	156 28.0%	157 27.7%	313 27.8%	2	51	143	29.8%	117	313 27.9%	313
Very satisfied	291 25.7%	143 25.6%	145 25.6%	288 25.6%	2	48	106	22.1%	131	287 25.6%	287

	total		Area		Variable Total		Household			Variable Total		
	1134 100.0%	371 100.0%	V9R		V9V		V9X		306 100.0%	465 100.0%	279 100.0%	65 100.0%
			V9R	V9S	V9T	V9V	V9X					
Total			226	342	151	30	1120			279	65	
Very dissatisfied	59 5.2%	18 4.9%	5 2.2%	20 5.8%	11	4	58	5.2%	16	19 6.8%	7 10.8%	
2	168 14.8%	49 13.2%	17 7.5%	69 20.2%	19	9	163	14.6%	39	56 20.1%	3 4.6%	
3	302 26.6%	100 27.0%	57 25.2%	92 26.9%	41	9	299	26.7%	78	126 27.1%	20 30.8%	
4	314 27.7%	102 27.5%	67 29.6%	91 26.6%	47	5	312	27.9%	86	125 29.0%	19 29.2%	
Very satisfied	291 25.7%	102 27.5%	80 35.4%	70 20.5%	33	3	288	25.7%	87	135 29.0%	16 24.6%	

Trails and Pathways

	total		Gender		Variable Total		Age			Variable Total	
	1158 100.0%	561 100.0%	Male		Under 20 years		20 - 39 years	40 - 59 years	60 years or older	450 100.0%	1146 100.0%
			Female	Male	years	years	years				
Total			586	1147	8	202	486			450	1146
Very dissatisfied	25 2.2%	11 2.0%	14 2.4%	25 2.2%	0	5	8	12	25	12 2.7%	25 2.2%
2	77 6.6%	32 5.7%	44 7.5%	76 6.6%	0	24	36	16	76	16 3.6%	76 6.6%
3	241 20.8%	113 20.1%	125 21.3%	238 20.7%	3	37	105	93	238	93 20.7%	238 20.8%
4	422 36.4%	217 38.7%	202 34.5%	419 36.5%	2	83	202	132	419	132 29.3%	419 36.6%
Very satisfied	393 33.9%	188 33.5%	201 34.3%	389 33.9%	3	53	135	197	388	197 43.8%	388 33.9%

	total		Area		Variable Total		Household					Variable Total	
	1158 100.0%	374 100.0%	V9R	V9S	V9T	V9V	V9X	One or more single adults sharing a residence	Couple with no dependent children	Couple with dependent children	Single parent with dependent children	65 100.0%	1139 100.0%
Total			374	227	358	157	29	304	486	284	65	1139	
Very dissatisfied	25 2.2%	7 1.9%	3 1.3%	11 3.1%	3 1.9%	1	8	9	23	4	2	23	
2	77 6.6%	22 5.9%	17 7.5%	22 6.1%	13 8.3%	1	15	33	75	21	6	75	
3	241 20.8%	73 19.5%	34 15.0%	79 22.1%	41 26.1%	10	60	100	238	63	15	238	
4	422 36.4%	138 36.9%	79 34.8%	136 38.0%	55 35.0%	12	103	160	418	132	23	418	
Very satisfied	393 33.9%	134 35.8%	94 41.4%	110 30.7%	45 28.7%	5	118	184	385	64	19	385	

Off-leash Dog Parks

	total		Gender		Variable Total		Age			Variable Total		
	100.0%	100.0%	Female		Male		Under 20 years	20 - 39 years	40 - 59 years	60 years or older	100.0%	100.0%
			502	493	995	356						
Total	1002	100.0%	502	493	995	356	192	439	325	994	100.0%	100.0%
Very dissatisfied	107	10.7%	63	43	106	35	24	46	32	106	10.7%	10.7%
2	162	16.2%	82	80	162	45	30	86	45	162	16.2%	16.2%
3	328	32.7%	175	150	325	114	66	141	114	325	32.7%	32.7%
4	186	18.6%	85	100	185	57	40	87	57	185	18.6%	18.6%
Very satisfied	219	21.9%	97	120	217	105	32	79	105	216	21.9%	21.7%
			19.3%	24.3%	21.8%	29.5%	16.7%	18.0%	29.5%	21.7%		

	total		Area		Variable Total		Household					Variable Total	
	100.0%	100.0%	V9R	V9S	V9T	V9V	V9X	One or more single adults sharing a residence	Couple with no dependent children	Couple with dependent children	Single parent with dependent children	100.0%	100.0%
Total	1002	100.0%	335	199	300	130	27	991	409	255	58	100.0%	100.0%
Very dissatisfied	107	10.7%	41	19	27	15	2	104	49	22	4	10.6%	10.5%
2	162	16.2%	54	29	50	20	8	161	63	46	10	16.2%	16.2%
3	328	32.7%	112	67	97	40	9	325	127	84	24	32.7%	32.7%
4	186	18.6%	57	33	63	28	3	184	75	58	10	18.6%	18.6%
Very satisfied	219	21.9%	71	51	63	27	5	217	95	45	10	21.8%	21.8%
			21.2%	25.6%	21.0%	20.8%	18.5%	21.9%	23.2%	17.6%	17.2%		

Waterfront Parks

	total		Gender		Variable Total		Age			Variable Total	
			Female	Male	Under 20 years	20 - 39 years	40 - 59 years	60 years or older			
Total	1137	550	576	1126	8	201	482	434	1125		
	100.0%	100.0%	100.0%	100.0%	100.0%	100.0%	100.0%	100.0%	100.0%		
Very dissatisfied	33	16	17	33	0	12	11	10	33		
	2.9%	2.9%	3.0%	2.9%	.0%	6.0%	2.3%	2.3%	2.9%		
2	99	45	51	96	2	9	56	29	96		
	8.7%	8.2%	8.9%	8.5%	25.0%	4.5%	11.6%	6.7%	8.5%		
3	243	123	119	242	1	50	114	76	241		
	21.4%	22.4%	20.7%	21.5%	12.5%	24.9%	23.7%	17.5%	21.4%		
4	376	184	190	374	2	79	162	132	375		
	33.1%	33.5%	33.0%	33.2%	25.0%	39.3%	33.6%	30.4%	33.3%		
Very satisfied	386	182	199	381	3	51	139	187	380		
	33.9%	33.1%	34.5%	33.8%	37.5%	25.4%	28.8%	43.1%	33.8%		

	total		Area		Variable Total		Household			Variable Total		
			V9R	V9S	V9T	V9V	V9X	One or more single adults sharing a residence	Couple with no dependent children	Couple with dependent children	Single parent with dependent children	
Total	1137	362	227	349	154	31	1123	299	471	285	64	1119
	100.0%	100.0%	100.0%	100.0%	100.0%	100.0%	100.0%	100.0%	100.0%	100.0%	100.0%	100.0%
Very dissatisfied	33	11	7	8	6	1	33	6	15	9	1	31
	2.9%	3.0%	3.1%	2.3%	3.9%	3.2%	2.9%	2.0%	3.2%	3.2%	1.6%	2.8%
2	99	32	15	33	14	2	96	24	40	20	10	94
	8.7%	8.8%	6.6%	9.5%	9.1%	6.5%	8.5%	8.0%	8.5%	7.0%	15.6%	8.4%
3	243	76	46	63	43	11	239	55	94	79	15	243
	21.4%	21.0%	20.3%	18.1%	27.9%	35.5%	21.3%	18.4%	20.0%	27.7%	23.4%	21.7%
4	376	112	67	136	51	10	376	81	159	114	20	374
	33.1%	30.9%	29.5%	39.0%	33.1%	32.3%	33.5%	27.1%	33.8%	40.0%	31.3%	33.4%
Very satisfied	386	131	92	109	40	7	379	133	163	63	18	377
	33.9%	36.2%	40.5%	31.2%	26.0%	22.6%	33.7%	44.5%	34.6%	22.1%	28.1%	33.7%

Natural/Passive Parks

	total		Gender		Variable Total		Age			Variable Total	
			Female	Male	Under 20 years	20 - 39 years	40 - 59 years	60 years or older			
Total	1077	534	535	1069	8	199	469	392	1068		
	100.0%	100.0%	100.0%	100.0%	100.0%	100.0%	100.0%	100.0%	100.0%		
Very dissatisfied	25	11	14	25	0	6	10	9	25		
	2.3%	2.1%	2.6%	2.3%	.0%	3.0%	2.1%	2.3%	2.3%		
2	84	40	44	84	0	14	45	24	83		
	7.8%	7.5%	8.2%	7.9%	.0%	7.0%	9.6%	6.1%	7.8%		
3	325	155	167	322	5	62	147	108	322		
	30.2%	29.0%	31.2%	30.1%	62.5%	31.2%	31.3%	27.6%	30.1%		
4	377	196	179	375	3	73	169	131	376		
	35.0%	36.7%	33.5%	35.1%	37.5%	36.7%	36.0%	33.4%	35.2%		
Very satisfied	266	132	131	263	0	44	98	120	262		
	24.7%	24.7%	24.5%	24.6%	.0%	22.1%	20.9%	30.6%	24.5%		

	total		Area		Variable Total		Household			Variable Total	
			V9R	V9S	V9T	V9V	V9X	One or more single adults sharing a residence	Couple with no dependent children	Couple with dependent children	Single parent with dependent children
Total	1077	350	211	329	147	30	1067	284	440	275	64
	100.0%	100.0%	100.0%	100.0%	100.0%	100.0%	100.0%	100.0%	100.0%	100.0%	100.0%
Very dissatisfied	25	6	4	11	4	0	25	11	9	2	1
	2.3%	1.7%	1.9%	3.3%	2.7%	.0%	2.3%	3.9%	2.0%	.7%	1.6%
2	84	32	14	24	11	3	84	20	35	18	9
	7.8%	9.1%	6.6%	7.3%	7.5%	10.0%	7.9%	7.0%	8.0%	6.5%	14.1%
3	325	101	61	95	51	12	320	76	133	95	18
	30.2%	28.9%	28.9%	28.9%	34.7%	40.0%	30.0%	26.8%	30.2%	34.5%	28.1%
4	377	123	67	122	57	7	376	90	148	117	21
	35.0%	35.1%	31.8%	37.1%	38.8%	23.3%	35.2%	31.7%	33.6%	42.5%	32.8%
Very satisfied	266	88	65	77	24	8	262	87	115	43	15
	24.7%	25.1%	30.8%	23.4%	16.3%	26.7%	24.6%	30.6%	26.1%	15.6%	23.4%

Environmentally Sensitive Areas

	total		Gender		Variable Total		Age			Variable Total	
	1037 100.0%	507 100.0%	Male		Under 20 years		20 - 39 years	40 - 59 years	60 years or older	373 100.0%	1027 100.0%
			Female	Male	years	years	years				
Total	1037 100.0%	507 100.0%	521 100.0%	1028 100.0%	8 100.0%	194 100.0%	452 100.0%	373 100.0%	1027 100.0%		
Very dissatisfied	45 4.3%	22 4.3%	23 4.4%	45 4.4%	0 .0%	13 6.7%	17 3.8%	15 4.0%	45 4.4%		
2	141 13.6%	74 14.6%	65 12.5%	139 13.5%	0 .0%	31 16.0%	62 13.7%	45 12.1%	138 13.4%		
3	356 34.3%	175 34.5%	179 34.4%	354 34.4%	5 62.5%	63 32.5%	162 35.8%	124 33.2%	354 34.5%		
4	298 28.7%	139 27.4%	156 29.9%	295 28.7%	3 37.5%	52 26.8%	143 31.6%	98 26.3%	296 28.8%		
Very satisfied	197 19.0%	97 19.1%	98 18.8%	195 19.0%	0 .0%	35 18.0%	68 15.0%	91 24.4%	194 18.9%		

	total		Area		Variable Total		Household			Variable Total				
	1037 100.0%	335 100.0%	V9R		V9V		V9X		One or more single adults sharing a residence		266 100.0%	434 100.0%	259 100.0%	62 100.0%
			V9S	V9T	V9V	V9X	Couple with no dependent children	Couple with dependent children	Single parent with dependent children					
Total	1037 100.0%	335 100.0%	199 100.0%	321 100.0%	144 100.0%	27 100.0%	1026 100.0%	266 100.0%	434 100.0%	259 100.0%	62 100.0%	1021 100.0%		
Very dissatisfied	45 4.3%	18 5.4%	8 4.0%	13 4.0%	6 4.2%	0 .0%	45 4.4%	15 5.6%	20 4.6%	6 2.3%	2 3.2%	43 4.2%		
2	141 13.6%	47 14.0%	22 11.1%	46 14.3%	21 14.6%	3 11.1%	139 13.5%	40 15.0%	55 12.7%	30 11.6%	12 19.4%	137 13.4%		
3	356 34.3%	106 31.6%	72 36.2%	107 33.3%	55 38.2%	13 48.1%	353 34.4%	84 31.6%	149 34.3%	104 40.2%	16 25.8%	353 34.6%		
4	298 28.7%	99 29.6%	49 24.6%	102 31.8%	39 27.1%	6 22.2%	295 28.8%	68 25.6%	123 28.3%	82 31.7%	23 37.1%	296 29.0%		
Very satisfied	197 19.0%	65 19.4%	48 24.1%	53 16.5%	23 16.0%	5 18.5%	194 18.9%	59 22.2%	87 20.0%	37 14.3%	9 14.5%	192 18.8%		

Playgrounds/Water Parks

	total		Gender		Variable Total		Age			Variable Total	
	1070 100.0%	525 100.0%	Male		Under 20 years		20 - 39 years	40 - 59 years	60 years or older	390 100.0%	1060 100.0%
			Female	Male	years	years	years				
Total			536 100.0%	1061 100.0%	8 100.0%	199 100.0%	463 100.0%	390 100.0%	1060 100.0%		
Very dissatisfied	30 2.8%	13 2.5%	17 3.2%	30 2.8%	0 .0%	11 5.5%	12 2.6%	7 1.8%	30 2.8%		
2	110 10.3%	58 11.0%	50 9.3%	108 10.2%	0 .0%	26 13.1%	56 12.1%	26 6.7%	108 10.2%		
3	413 38.6%	202 38.5%	209 39.0%	411 38.7%	4 50.0%	72 36.2%	181 39.1%	154 39.5%	411 38.8%		
4	302 28.2%	144 27.4%	155 28.9%	299 28.2%	3 37.5%	57 28.6%	134 28.9%	105 26.9%	299 28.2%		
Very satisfied	215 20.1%	108 20.6%	105 19.6%	213 20.1%	1 12.5%	33 16.6%	80 17.3%	98 25.1%	212 20.0%		

	total		Area		Variable Total		Household				Variable Total		
	1070 100.0%	352 100.0%	V9R 100.0%	V9S 100.0%	V9T 100.0%	V9V 100.0%	V9X 100.0%	One or more single adults sharing a residence	Couple with no dependent children	Couple with dependent children	Single parent with dependent children	64 100.0%	1053 100.0%
Total													
Very dissatisfied	30 2.8%	5 1.4%	9 4.2%	7 2.2%	4 1.2%	7 4.9%	1 3.6%	4 1.4%	12 2.8%	10 3.6%	3 4.7%	29 2.8%	
2	110 10.3%	38 10.8%	15 7.1%	32 9.9%	20 14.1%	3 10.7%	3 10.2%	15 5.3%	38 8.8%	46 16.8%	8 12.5%	107 10.2%	
3	413 38.6%	131 37.2%	80 37.7%	127 39.2%	58 40.8%	12 42.9%	48 38.6%	104 37.0%	179 41.2%	99 36.1%	26 40.6%	408 38.7%	
4	302 28.2%	108 30.7%	62 29.2%	89 27.5%	35 24.6%	5 17.9%	299 28.3%	91 32.4%	112 25.8%	79 28.8%	16 25.0%	298 28.3%	
Very satisfied	215 20.1%	70 19.9%	46 21.7%	69 21.3%	22 15.5%	7 25.0%	214 20.2%	67 23.8%	93 21.4%	40 14.6%	11 17.2%	211 20.0%	

Art in Public Places

	total		Gender		Variable Total		Age			Variable Total		
			Female		Male		Under 20 years	20 - 39 years	40 - 59 years	60 years or older		
Total	1051	522	521	1043	8	194	464	376	1042			
	100.0%	100.0%	100.0%	100.0%	100.0%	100.0%	100.0%	100.0%	100.0%			
Very dissatisfied	62	38	24	62	0	17	24	21	62			
	5.9%	7.3%	4.6%	5.9%	.0%	8.8%	5.2%	5.6%	6.0%			
2	178	91	84	175	1	39	94	40	174			
	16.9%	17.4%	16.1%	16.8%	12.5%	20.1%	20.3%	10.6%	16.7%			
3	447	225	218	443	6	73	205	160	444			
	42.5%	43.1%	41.8%	42.5%	75.0%	37.6%	44.2%	42.6%	42.6%			
4	201	94	106	200	1	42	82	75	200			
	19.1%	18.0%	20.3%	19.2%	12.5%	21.6%	17.7%	19.9%	19.2%			
Very satisfied	163	74	89	163	0	23	59	80	162			
	15.5%	14.2%	17.1%	15.6%	.0%	11.9%	12.7%	21.3%	15.5%			

	total		Area		Variable Total		Household			Variable Total		
			V9R		V9V		V9X		One or more single adults sharing a residence	Couple with no dependent children	Couple with dependent children	Single parent with dependent children
Total	1051	345	210	313	145	28	1041	279	427	266	63	1035
	100.0%	100.0%	100.0%	100.0%	100.0%	100.0%	100.0%	100.0%	100.0%	100.0%	100.0%	100.0%
Very dissatisfied	62	28	13	18	3	0	62	22	26	11	3	62
	5.9%	8.1%	6.2%	5.8%	2.1%	.0%	6.0%	7.9%	6.1%	4.1%	4.8%	6.0%
2	178	56	34	53	25	6	174	40	63	56	13	172
	16.9%	16.2%	16.2%	16.9%	17.2%	21.4%	16.7%	14.3%	14.8%	21.1%	20.6%	16.6%
3	447	146	85	130	65	17	443	119	177	113	31	440
	42.5%	42.3%	40.5%	41.5%	44.8%	60.7%	42.6%	42.7%	41.5%	42.5%	49.2%	42.5%
4	201	65	43	56	33	3	200	43	90	58	8	199
	19.1%	18.8%	20.5%	17.9%	22.8%	10.7%	19.2%	15.4%	21.1%	21.8%	12.7%	19.2%
Very satisfied	163	50	35	56	19	2	162	55	71	28	8	162
	15.5%	14.5%	16.7%	17.9%	13.1%	7.1%	15.6%	19.7%	16.6%	10.5%	12.7%	15.7%

7. How satisfied are you with the **quality** of parks and open space facilities in Nanaimo? (Please circle **one** number for **each** line)
Sportsfields

	total		Gender		Variable Total		Age			Variable Total	
	1068 100.0%	518 100.0%	Male		Under 20 Years		20 - 39 Years	40 - 59 Years	60 years or older	382 100.0%	1056 100.0%
			Female	Male	Years	Years	Years				
Total	1068 100.0%	518 100.0%	539 100.0%	1057 100.0%	8 100.0%	198 100.0%	468 100.0%	382 100.0%	1056 100.0%		
Very dissatisfied	18 1.7%	6 1.2%	12 2.2%	18 1.7%	0 .0%	3 1.5%	9 1.9%	6 1.6%	18 1.7%		
2	41 3.8%	14 2.7%	27 5.0%	41 3.9%	0 .0%	10 5.1%	22 4.7%	9 2.4%	41 3.9%		
3	327 30.6%	174 33.6%	147 27.3%	321 30.4%	3 37.5%	64 32.3%	147 31.4%	107 28.0%	321 30.4%		
4	419 39.2%	203 39.2%	211 39.1%	414 39.2%	1 12.5%	80 40.4%	187 40.0%	146 38.2%	414 39.2%		
Very satisfied	263 24.6%	121 23.4%	142 26.3%	263 24.9%	4 50.0%	41 20.7%	103 22.0%	114 29.8%	262 24.8%		

	total		Area		Variable Total		Household			Variable Total	
	1068 100.0%	348 100.0%	V9S		V9T	V9V	V9X	One or more single adults sharing a residence		Single parent dependent children	
			V9R	V9S	V9T	V9V	V9X	with no dependent children	with dependent children	with dependent children	with dependent children
Total	1068 100.0%	348 100.0%	215 100.0%	322 100.0%	142 100.0%	30 100.0%	1057 100.0%	284 100.0%	423 100.0%	281 100.0%	1053 100.0%
Very dissatisfied	18 1.7%	2 .6%	4 1.9%	8 2.5%	4 2.8%	0 .0%	18 1.7%	2 .7%	7 1.7%	9 3.2%	18 1.7%
2	41 3.8%	17 4.9%	7 3.3%	10 3.1%	6 4.2%	1 3.3%	41 3.9%	5 1.8%	15 3.5%	19 6.8%	40 3.8%
3	327 30.6%	105 30.2%	63 29.3%	104 32.3%	38 26.8%	11 36.7%	321 30.4%	85 29.9%	131 31.0%	79 28.1%	320 30.4%
4	419 39.2%	140 40.2%	83 38.6%	126 39.1%	54 38.0%	11 36.7%	414 39.2%	117 41.2%	156 36.9%	120 42.7%	414 39.3%
Very satisfied	263 24.6%	84 24.1%	58 27.0%	74 23.0%	40 28.2%	7 23.3%	263 24.9%	75 26.4%	114 27.0%	54 19.2%	261 24.8%

Sport Courts

	total		Gender		Variable Total		Age			Variable Total	
	1051 100.0%	511 100.0%	Male		Under 20 years		20 - 39 years	40 - 59 years	60 years or older	372 100.0%	1039 100.0%
			Female	Male	years	years	years				
Total	1051 100.0%	511 100.0%	529 100.0%	1040 100.0%	8 100.0%	198 100.0%	461 100.0%	372 100.0%	1039 100.0%		
Very dissatisfied	28 2.7%	8 1.6%	20 3.8%	28 2.7%	0 .0%	8 4.0%	13 2.8%	7 1.9%	28 2.7%		
2	73 6.9%	34 6.7%	37 7.0%	71 6.8%	1 12.5%	15 7.6%	37 8.0%	18 4.8%	71 6.8%		
3	373 35.5%	197 38.6%	170 32.1%	367 35.3%	1 12.5%	80 40.4%	168 36.4%	118 31.7%	367 35.3%		
4	351 33.4%	162 31.7%	186 35.2%	348 33.5%	2 25.0%	61 30.8%	160 34.7%	125 33.6%	348 33.5%		
Very satisfied	226 21.5%	110 21.5%	116 21.9%	226 21.7%	4 50.0%	34 17.2%	83 18.0%	104 28.0%	225 21.7%		

	total		Area		Variable Total		Household					Variable Total	
	1051 100.0%	343 100.0%	V9R		V9V		V9X		277 100.0%	415 100.0%	278 100.0%	65 100.0%	1035 100.0%
			V9R	V9S	V9T	V9V	V9X	One or more single adults sharing a residence					
Total	1051 100.0%	343 100.0%	213 100.0%	314 100.0%	141 100.0%	28 100.0%	1039 100.0%	277 100.0%	415 100.0%	278 100.0%	65 100.0%	1035 100.0%	
Very dissatisfied	28 2.7%	9 2.6%	4 1.9%	9 2.9%	6 4.3%	0 .0%	28 2.7%	3 1.1%	11 2.7%	12 4.3%	2 3.1%	28 2.7%	
2	73 6.9%	24 7.0%	18 8.5%	19 6.1%	10 7.1%	1 3.6%	72 6.9%	18 6.5%	22 5.3%	25 9.0%	5 7.7%	70 6.8%	
3	373 35.5%	111 32.4%	73 34.3%	125 39.8%	47 33.3%	9 32.1%	365 35.1%	94 33.9%	149 35.9%	95 34.2%	27 41.5%	365 35.3%	
4	351 33.4%	123 35.9%	64 30.0%	98 31.2%	50 35.5%	13 46.4%	348 33.5%	86 31.0%	138 33.3%	108 38.8%	16 24.6%	348 33.6%	
Very satisfied	226 21.5%	76 22.2%	54 25.4%	63 20.1%	28 19.9%	5 17.9%	226 21.8%	76 27.4%	95 22.9%	38 13.7%	15 23.1%	224 21.6%	

Neighbourhood Parks

	total		Gender		Variable Total		Age			Variable Total	
	1109 100.0%	543 100.0%	Male		Under 20 years		20 - 39 years	40 - 59 years	60 years or older	415 100.0%	1097 100.0%
			24 4.3%	4.6%	8 100.0%	1 12.5%	11 5.6%	16 3.4%	21 5.1%		
Total	1109 100.0%	543 100.0%	555 100.0%	1098 100.0%	8 100.0%	197 100.0%	477 100.0%	415 100.0%	1097 100.0%		
Very dissatisfied	49 4.4%	25 4.6%	24 4.3%	49 4.5%	1 12.5%	11 5.6%	16 3.4%	21 5.1%	49 4.5%		
2	117 10.6%	56 10.3%	59 10.6%	115 10.5%	1 12.5%	20 10.2%	51 10.7%	43 10.5%	115 10.5%		
3	328 29.6%	165 30.4%	158 28.5%	323 29.4%	2 25.0%	61 31.0%	151 31.7%	109 26.3%	323 29.4%		
4	328 29.6%	150 27.6%	178 32.1%	328 29.9%	1 12.5%	63 32.0%	155 32.5%	109 26.3%	328 29.9%		
Very satisfied	287 25.9%	147 27.1%	136 24.5%	283 25.8%	3 37.5%	42 21.3%	104 21.8%	133 32.0%	282 25.7%		

	total		Area		Variable Total		Household					Variable Total	
	1109 100.0%	361 100.0%	V9R 100.0%	V9S 100.0%	V9T 100.0%	V9V 100.0%	V9X 100.0%	One or more single adults sharing a residence	Couple with no dependent children	Couple with dependent children	Single parent with dependent children	65 100.0%	1091 100.0%
Total	1109 100.0%	361 100.0%	224 100.0%	337 100.0%	145 100.0%	29 100.0%	1096 100.0%	300 100.0%	450 100.0%	276 100.0%	65 100.0%	1091 100.0%	
Very dissatisfied	49 4.4%	17 4.7%	6 2.7%	16 4.7%	5 3.4%	3 10.3%	47 4.3%	16 5.3%	11 2.4%	18 6.5%	3 4.6%	48 4.4%	
2	117 10.6%	31 8.6%	21 9.4%	43 12.8%	16 11.0%	4 13.8%	115 10.5%	24 8.0%	52 11.6%	31 11.2%	6 9.2%	113 10.4%	
3	328 29.6%	105 29.1%	50 22.3%	110 32.6%	48 33.1%	10 34.5%	323 29.5%	86 28.7%	117 26.0%	95 34.4%	23 35.4%	321 29.4%	
4	328 29.6%	111 30.7%	67 29.9%	99 29.4%	43 29.7%	8 27.6%	328 29.9%	85 28.3%	138 30.7%	86 31.2%	19 29.2%	328 30.1%	
Very satisfied	287 25.9%	97 26.9%	80 35.7%	69 20.5%	33 22.8%	4 13.8%	283 25.8%	89 29.7%	132 29.3%	46 16.7%	14 21.5%	281 25.8%	

Trails and Pathways

	total		Gender		Variable Total		Age				Variable Total	
							20 - 39		40 - 59		60 years	
			Female	Male	Under 20 years	20 - 39 years	40 - 59 years	60 years or older				
Total	1130	545	573	1118	8	198	481	430	1117			
	100.0%	100.0%	100.0%	100.0%	100.0%	100.0%	100.0%	100.0%	100.0%			
Very dissatisfied	14	6	8	14	0	1	3	10	14			
	1.2%	1.1%	1.4%	1.3%	.0%	.5%	.6%	2.3%	1.3%			
2	39	14	24	38	0	7	14	17	38			
	3.5%	2.6%	4.2%	3.4%	.0%	3.5%	2.9%	4.0%	3.4%			
3	240	121	116	237	2	44	102	88	236			
	21.2%	22.2%	20.2%	21.2%	25.0%	22.2%	21.2%	20.5%	21.1%			
4	443	218	220	438	2	84	209	144	439			
	39.2%	40.0%	38.4%	39.2%	25.0%	42.4%	43.5%	33.5%	39.3%			
Very satisfied	394	186	205	391	4	62	153	171	390			
	34.9%	34.1%	35.8%	35.0%	50.0%	31.3%	31.8%	39.8%	34.9%			

	total		Area		Variable Total		Household					Variable Total		
							One or more adults sharing a residence		Couple with no dependent children		Couple with dependent children		Single parent with dependent children	
			V9R	V9S	V9T	V9V	V9X							
Total	1130	365	229	348	144	30	1116	297	468	281	65	1111		
	100.0%	100.0%	100.0%	100.0%	100.0%	100.0%	100.0%	100.0%	100.0%	100.0%	100.0%	100.0%		
Very dissatisfied	14	2	3	6	2	0	13	4	6	3	0	13		
	1.2%	.5%	1.3%	1.7%	1.4%	.0%	1.2%	1.3%	1.3%	1.1%	.0%	1.2%		
2	39	12	8	12	5	1	38	5	18	11	3	37		
	3.5%	3.3%	3.5%	3.4%	3.5%	3.3%	3.4%	1.7%	3.8%	3.9%	4.6%	3.3%		
3	240	67	37	88	38	6	236	63	96	60	15	234		
	21.2%	18.4%	16.2%	25.3%	26.4%	20.0%	21.1%	21.2%	20.5%	21.4%	23.1%	21.1%		
4	443	142	91	137	55	14	439	109	163	142	25	439		
	39.2%	38.9%	39.7%	39.4%	38.2%	46.7%	39.3%	36.7%	34.8%	50.5%	38.5%	39.5%		
Very satisfied	394	142	90	105	44	9	390	116	185	65	22	388		
	34.9%	38.9%	39.3%	30.2%	30.6%	30.0%	34.9%	39.1%	39.5%	23.1%	33.8%	34.9%		

Off-Leash Dog Parks

	total		Gender		Variable Total		Age			Variable Total	
	995 100.0%	489 100.0%	Male		Under 20 years		20 - 39 years	40 - 59 years	60 years or older	353 100.0%	984 100.0%
			31 6.3%	26 5.2%	8 100.0%	187 100.0%	436 100.0%	21 4.8%	24 6.8%		
Very dissatisfied	57 5.7%	31 6.3%	26 5.2%	57 5.8%	0 .0%	12 6.4%	21 4.8%	24 6.8%	57 5.8%	106 10.8%	372 37.8%
2	107 10.8%	56 11.5%	50 10.1%	106 10.8%	0 .0%	19 10.2%	48 11.0%	39 11.0%	106 10.8%	222 22.6%	227 23.1%
3	376 37.8%	194 39.7%	178 35.9%	372 37.8%	4 50.0%	68 36.4%	174 39.9%	126 35.7%	372 37.8%	222 22.6%	227 23.1%
4	225 22.6%	105 21.5%	117 23.6%	222 22.5%	3 37.5%	53 28.3%	108 24.8%	58 16.4%	222 22.6%	227 23.1%	227 23.1%
Very satisfied	230 23.1%	103 21.1%	125 25.2%	228 23.1%	1 12.5%	35 18.7%	85 19.5%	106 30.0%	227 23.1%	227 23.1%	227 23.1%

	total		Area		Variable Total		Household					Variable Total	
	995 100.0%	333 100.0%	V9R 12 6.0%	V9S 15 11.4%	V9T 18 6.1%	V9V 6 4.7%	V9X 0 .0%	One or more single adults sharing a residence	Couple with no dependent children	Couple with dependent children	Single parent with dependent children	61 100.0%	980 100.0%
Very dissatisfied	57 5.7%	20 6.0%	12 6.0%	15 11.4%	18 6.1%	6 4.7%	0 .0%	12 4.6%	31 7.7%	10 4.0%	4 6.6%	57 5.8%	107 10.8%
2	376 37.8%	117 35.1%	78 39.2%	116 39.3%	39 36.3%	49 46.4%	13 37.3%	97 36.9%	154 37.7%	95 37.1%	25 41.0%	371 37.9%	225 22.6%
3	225 22.6%	79 23.7%	43 21.6%	62 21.0%	29 22.7%	29 22.7%	9 32.1%	57 21.7%	77 19.1%	71 28.2%	17 27.9%	222 22.7%	230 23.1%
4	230 23.1%	79 23.7%	51 25.6%	64 21.7%	30 23.4%	3 10.7%	227 23.1%	66 25.1%	105 26.0%	43 17.1%	12 19.7%	226 23.1%	230 23.1%

Waterfront Parks

	total		Gender		Variable Total		Age			Variable Total	
	1126 100.0%	547 100.0%	Male		Under 20 years		20 - 39 years	40 - 59 years	60 years or older	425 100.0%	1114 100.0%
			Female	Male	years	years	years				
Total			568 100.0%	1115 100.0%	8 100.0%	200 100.0%	481 100.0%	425 100.0%	1114 100.0%		
Very dissatisfied	16 1.4%	10 1.8%	6 1.1%	16 1.4%	0 .0%	3 1.5%	6 1.2%	7 1.6%	16 1.4%		
2	42 3.7%	21 3.8%	20 3.5%	41 3.7%	0 .0%	10 5.0%	17 3.5%	14 3.3%	41 3.7%		
3	216 19.2%	104 19.0%	109 19.2%	213 19.1%	2 25.0%	38 19.0%	106 22.0%	66 15.5%	212 19.0%		
4	428 38.0%	207 37.8%	219 38.6%	426 38.2%	3 37.5%	83 41.5%	196 40.7%	145 34.1%	427 38.3%		
Very satisfied	424 37.7%	205 37.5%	214 37.7%	419 37.6%	3 37.5%	66 33.0%	156 32.4%	193 45.4%	418 37.5%		

	total		Area		Variable Total		Household				Variable Total		
	1126 100.0%	365 100.0%	V9R 225 100.0%	V9S 2 .9%	V9T 341 100.0%	V9V 152 100.0%	V9X 30 100.0%	One or more single adults sharing a residence		Couple with dependent children		Single parent with dependent children	
								298 100.0%	1 .3%	459 100.0%	286 100.0%	65 100.0%	15 100.0%
Total													
Very dissatisfied	16 1.4%	3 .8%	2 .9%	7 2.1%	3 2.0%	1 3.3%	16 1.4%	1 .3%	10 2.2%	4 1.4%	0 .0%	15 1.4%	
2	42 3.7%	16 4.4%	10 4.4%	8 2.3%	7 4.6%	0 .0%	41 3.7%	10 3.4%	14 3.1%	13 4.5%	3 4.6%	40 3.6%	
3	216 19.2%	68 18.6%	29 12.9%	73 21.4%	34 22.4%	7 23.3%	211 19.0%	50 16.8%	83 18.1%	63 22.0%	15 23.1%	211 19.0%	
4	428 38.0%	149 40.8%	77 34.2%	134 39.3%	57 37.5%	11 36.7%	428 38.5%	103 34.6%	169 36.8%	129 45.1%	26 40.0%	427 38.5%	
Very satisfied	424 37.7%	129 35.3%	107 47.6%	119 34.9%	51 33.6%	11 36.7%	417 37.5%	134 45.0%	183 39.9%	77 26.9%	21 32.3%	415 37.5%	

Natural/Passive Parks

	total		Gender		Variable Total		Age			Variable Total	
			Female	Male	Under 20 years	20 - 39 years	40 - 59 years	60 years or older			
Total	1047	516	521	1037	8	196	463	369	1036		
	100.0%	100.0%	100.0%	100.0%	100.0%	100.0%	100.0%	100.0%	100.0%		
Very dissatisfied	8	3	5	8	0	2	3	3	8		
	.8%	.6%	1.0%	.8%	.0%	1.0%	.6%	.8%	.8%		
2	48	22	25	47	0	10	21	15	46		
	4.6%	4.3%	4.8%	4.5%	0.0%	5.1%	4.5%	4.1%	4.4%		
3	310	152	155	307	3	69	137	98	307		
	29.6%	29.5%	29.8%	29.6%	37.5%	35.2%	29.6%	26.6%	29.6%		
4	379	194	181	375	4	64	184	124	376		
	36.2%	37.6%	34.7%	36.2%	50.0%	32.7%	39.7%	33.6%	36.3%		
Very satisfied	302	145	155	300	1	51	118	129	299		
	28.8%	28.1%	29.8%	28.9%	12.5%	26.0%	25.5%	35.0%	28.9%		

	total		Area		Variable Total		Household				Variable Total	
			V9R	V9S	V9T	V9V	V9X	One or more single adults sharing a residence	Couple with no dependent children	Couple with dependent children	Single parent with dependent children	
Total	1047	341	205	322	139	29	1036	272	425	272	63	1032
	100.0%	100.0%	100.0%	100.0%	100.0%	100.0%	100.0%	100.0%	100.0%	100.0%	100.0%	100.0%
Very dissatisfied	8	2	0	4	2	0	8	2	3	3	0	8
	.8%	.6%	.0%	1.2%	1.4%	.0%	.8%	.7%	.7%	1.1%	.0%	.8%
2	48	18	4	14	10	1	47	9	21	12	3	45
	4.6%	5.3%	2.0%	4.3%	7.2%	3.4%	4.5%	3.3%	4.9%	4.4%	4.8%	4.4%
3	310	101	52	104	40	9	306	77	121	86	21	305
	29.6%	29.6%	25.4%	32.3%	28.8%	31.0%	29.5%	28.3%	28.5%	31.6%	33.3%	29.6%
4	379	123	76	112	51	13	375	82	152	121	22	377
	36.2%	36.1%	37.1%	34.8%	36.7%	44.8%	36.2%	30.1%	35.8%	44.5%	34.9%	36.5%
Very satisfied	302	97	73	88	36	6	300	102	128	50	17	297
	28.8%	28.4%	35.6%	27.3%	25.9%	20.7%	29.0%	37.5%	30.1%	18.4%	27.0%	28.8%

Environmentally Sensitive Areas

	total		Gender		Variable Total		Age			Variable Total	
	Female	Male	Under 20 years	20 - 39 years	40 - 59 years	60 years or older					
Total	1030	504	517	1021	194	457	362	1020			
	100.0%	100.0%	100.0%	100.0%	100.0%	100.0%	100.0%	100.0%			
Very dissatisfied	22	12	10	22	0	10	6	22			
	2.1%	2.4%	1.9%	2.2%	.0%	3.1%	2.2%	2.2%			
2	85	38	45	83	0	30	36	82			
	8.3%	7.5%	8.7%	8.1%	.0%	8.2%	6.6%	8.0%			
3	372	186	182	368	4	170	121	369			
	36.1%	36.9%	35.2%	36.0%	57.1%	37.2%	33.4%	36.2%			
4	323	155	167	322	3	152	112	322			
	31.4%	30.8%	32.3%	31.5%	42.9%	33.3%	30.9%	31.6%			
Very satisfied	228	113	113	226	0	95	87	225			
	22.1%	22.4%	21.9%	22.1%	.0%	22.2%	24.0%	22.1%			

	total		Area		Variable Total		Household			Variable Total	
	V9R	V9S	V9T	V9V	V9X	One or more single adults sharing a residence	Couple with no dependent children	Couple with dependent children	Single parent with dependent children		
Total	1030	336	203	313	138	29	1019	265	61	1015	
	100.0%	100.0%	100.0%	100.0%	100.0%	100.0%	100.0%	100.0%	100.0%	100.0%	
Very dissatisfied	22	8	5	5	4	0	22	9	1	20	
	2.1%	2.4%	2.5%	1.6%	2.9%	.0%	2.2%	2.1%	1.5%	1.6%	
2	85	33	9	24	17	1	84	34	4	82	
	8.3%	9.8%	4.4%	7.7%	12.3%	3.4%	8.2%	8.1%	6.8%	8.1%	
3	372	115	76	123	40	13	367	155	22	367	
	36.1%	34.2%	37.4%	39.3%	29.0%	44.8%	36.0%	36.8%	37.0%	36.2%	
4	323	107	61	94	48	10	320	127	101	321	
	31.4%	31.8%	30.0%	30.0%	34.8%	34.5%	31.4%	30.2%	38.1%	31.6%	
Very satisfied	228	73	52	67	29	5	226	96	12	225	
	22.1%	21.7%	25.6%	21.4%	21.0%	17.2%	22.2%	22.8%	16.6%	22.2%	

Playgrounds/Water Parks

	total		Gender		Variable Total		Age			Variable Total	
	1057 100.0%	519 100.0%	Male		Under 20 years		20 - 39 years	40 - 59 years	60 years or older	380 100.0%	1046 100.0%
			12 2.3%	7.4%	8 100.0%	197 100.0%	461 100.0%	380 100.0%			
Very dissatisfied	21 2.0%	9 1.7%	12 2.3%	0	6 3.0%	10 2.2%	5 1.3%	21 2.0%			
2	72 6.8%	32 6.2%	39 7.4%	1 12.5%	12 6.1%	32 6.9%	26 6.8%	71 6.8%			
3	385 36.4%	195 37.6%	186 35.2%	5 62.5%	82 41.6%	174 37.7%	119 31.3%	380 36.3%			
4	319 30.2%	159 30.6%	156 29.5%	0	59 29.9%	145 31.5%	112 29.5%	316 30.2%			
Very satisfied	260 24.6%	124 23.9%	135 25.6%	2 24.7%	38 19.3%	100 21.7%	118 31.1%	258 24.7%			

	total		Area		Variable Total		Household			Variable Total					
	1057 100.0%	347 100.0%	V9R 100.0%	V9S 100.0%	V9T 100.0%	V9V 100.0%	V9X 100.0%	One or more single adults sharing a residence	275 100.0%	Couple with no dependent children	423 100.0%	Couple with dependent children	279 100.0%	Single parent with dependent children	65 100.0%
Very dissatisfied	21 2.0%	5 1.4%	4 2.3%	1 4.4%	21 1.2%	6 4.4%	1 3.6%	3 1.1%	7 2.5%	9 2.1%	1 0.2%	1 0.2%	20 7.2%	1 1.5%	20 30.8%
2	72 6.8%	27 7.8%	9 4.2%	10 7.4%	10 6.5%	10 7.4%	3 10.7%	16 5.8%	25 7.3%	23 8.2%	5 1.5%	23 6.4%	6 2.2%	70 9.2%	6 9.2%
3	385 36.4%	116 33.4%	81 38.0%	48 35.3%	124 38.6%	48 35.3%	10 35.7%	87 31.6%	162 59.3%	102 36.6%	162 59.3%	102 36.6%	28 10.3%	379 36.4%	28 43.1%
4	319 30.2%	111 32.0%	66 31.0%	37 27.2%	94 29.3%	37 27.2%	8 28.6%	87 31.6%	118 43.1%	93 33.3%	118 43.1%	93 33.3%	18 6.3%	316 30.3%	18 27.7%
Very satisfied	260 24.6%	88 25.4%	52 24.4%	35 25.7%	78 24.3%	35 25.7%	6 21.4%	82 29.8%	111 40.0%	52 18.6%	111 40.0%	52 18.6%	12 4.3%	257 24.3%	12 18.5%

Art in Public Places

	total		Gender		Variable Total		Age			Variable Total	
	1023 100.0%	509 100.0%	Male		Under 20 years		20 - 39 years	40 - 59 years	60 years or older	365 100.0%	1012 100.0%
			504 100.0%	181 36.1%	8	190	449				
Very dissatisfied	45 4.4%	27 5.3%	18 3.6%	45 4.4%	1 <td>12.5%</td> <td>5.3%</td> <td>3.3%</td> <td>19 5.2%</td> <td>45 4.4%</td>	12.5%	5.3%	3.3%	19 5.2%	45 4.4%	
2	130 12.7%	60 11.8%	67 13.3%	127 12.5%	1 <td>12.5%</td> <td>13.7%</td> <td>10.7%</td> <td>39 10.7%</td> <td>126 12.5%</td>	12.5%	13.7%	10.7%	39 10.7%	126 12.5%	
3	424 41.4%	218 42.8%	202 40.1%	420 41.5%	5 <td>62.5%</td> <td>42.1%</td> <td>39.5%</td> <td>144 41.6%</td> <td>421 41.6%</td>	62.5%	42.1%	39.5%	144 41.6%	421 41.6%	
4	236 23.1%	107 21.0%	126 25.0%	233 23.0%	0 <td>.0%</td> <td>24.2%</td> <td>23.8%</td> <td>80 21.9%</td> <td>233 23.0%</td>	.0%	24.2%	23.8%	80 21.9%	233 23.0%	
Very satisfied	188 18.4%	97 19.1%	91 18.1%	188 18.6%	1 <td>12.5%</td> <td>14.7%</td> <td>16.7%</td> <td>83 22.7%</td> <td>187 18.5%</td>	12.5%	14.7%	16.7%	83 22.7%	187 18.5%	

	total		Area		Variable Total		Household			Variable Total		
	1023 100.0%	336 100.0%	VSR		VSV		VX		One or more single adults sharing a residence		272 100.0%	1011 100.0%
			205 100.0%	136 100.0%	28 100.0%	5 3.7%	1 3.6%	13 4.8%	258 100.0%	62 100.0%		
Very dissatisfied	45 4.4%	16 4.8%	7 3.4%	16 5.2%	5 3.7%	3.6%	45 16.4%	22 8.1%	7 2.7%	3 1.1%	45 16.4%	
2	130 12.7%	46 13.7%	24 11.7%	38 12.4%	13 9.6%	17.9%	126 46.3%	52 19.0%	36 13.2%	9 3.3%	123 45.3%	
3	424 41.4%	128 38.1%	85 24.4%	130 42.5%	61 44.9%	53.6%	419 154.1%	171 62.1%	111 40.3%	26 9.5%	419 154.1%	
4	236 23.1%	82 24.4%	50 14.9%	60 19.6%	36 26.5%	17.9%	233 85.1%	91 33.1%	66 24.1%	16 5.9%	231 85.1%	
Very satisfied	188 18.4%	64 19.0%	39 11.3%	62 20.3%	21 15.4%	7.1%	188 68.7%	77 28.3%	38 14.0%	8 2.9%	187 68.7%	

8. Do we need more of the following Parks, Recreation and Culture facilities in Nanaimo? (Please circle a maximum of five facilities that you would pay additional taxes to support)

	total	Gender		Variable Total		Age					Variable Total
		Gender		Variable Total		Under 20 Years	20 - 39 Years	40 - 59 Years	60 years or older		
		Female	Male	Female	Male						
Total	1065 100.0%	522 100.0%	532 100.0%	1054 100.0%	8 100.0%	196 100.0%	459 100.0%	391 100.0%	1054 100.0%		
Waterfront parks	456 42.8%	212 40.6%	239 44.9%	451 42.8%	1 12.5%	65 33.2%	209 45.5%	177 45.3%	452 42.9%		
Trails and pathways	414 38.9%	203 39.1%	208 39.0%	411 39.0%	3 37.5%	73 37.2%	201 43.8%	135 34.5%	412 39.1%		
Arenas	353 33.1%	138 26.4%	213 40.0%	351 33.3%	3 37.5%	55 28.1%	175 38.1%	118 30.2%	351 33.3%		
Conservation of environmentally sensitive areas	347 32.6%	182 34.9%	161 30.3%	343 32.5%	2 25.0%	64 32.7%	148 32.2%	128 32.7%	342 32.4%		
Natural/passive parks	311 29.2%	163 31.2%	147 27.6%	310 29.4%	2 25.0%	55 28.1%	141 30.7%	112 28.6%	310 29.4%		
Off-leash dog parks	277 26.0%	168 32.2%	106 19.9%	274 26.0%	3 37.5%	54 27.6%	122 26.6%	95 24.3%	274 26.0%		
Neighbourhood parks	245 23.0%	126 24.1%	117 22.0%	243 23.1%	3 37.5%	51 26.0%	90 19.6%	99 25.3%	243 23.1%		
Playgrounds/water parks	235 22.1%	130 24.9%	105 19.7%	235 22.3%	1 12.5%	74 37.8%	91 19.8%	69 17.6%	235 22.3%		
Sport courts	173 16.2%	83 15.9%	89 16.7%	172 16.3%	4 50.0%	42 21.4%	77 16.8%	50 12.8%	173 16.4%		
Swimming pools	175 16.4%	82 15.7%	89 16.7%	171 16.2%	2 25.0%	32 16.3%	66 14.4%	72 18.4%	172 16.3%		
Art in public places	171 16.1%	99 19.0%	71 13.3%	170 16.1%	3 37.5%	34 17.3%	79 17.2%	53 13.6%	169 16.0%		
Community centres	169 15.9%	94 18.0%	74 13.9%	168 15.9%	2 25.0%	18 9.2%	72 15.7%	76 19.4%	168 15.9%		
Museums	151 14.2%	69 13.2%	81 15.2%	150 14.2%	1 12.5%	39 19.9%	65 14.2%	45 11.5%	150 14.2%		
Sportsfields	132 12.4%	45 8.6%	85 16.0%	130 12.3%	0 .0%	22 11.2%	72 15.7%	36 9.2%	130 12.3%		
Performing arts theatres	126 11.8%	66 12.6%	59 11.1%	125 11.9%	2 25.0%	18 9.2%	51 11.1%	54 13.8%	125 11.9%		
Fitness centres	104 9.8%	46 8.8%	58 10.9%	104 9.9%	0 .0%	25 12.8%	44 9.6%	35 9.0%	104 9.9%		
Art galleries	93 8.7%	58 11.1%	33 6.2%	91 8.6%	4 50.0%	15 7.7%	43 9.4%	29 7.4%	91 8.6%		
Gymnasiums	73 6.9%	35 6.7%	37 7.0%	72 6.8%	0 .0%	19 9.7%	31 6.8%	22 5.6%	72 6.8%		
Arts centres	69 6.5%	42 8.0%	25 4.7%	67 6.4%	1 12.5%	13 6.6%	32 7.0%	21 5.4%	67 6.4%		
Rehearsal spaces	58 5.4%	30 5.7%	27 5.1%	57 5.4%	0 .0%	3 1.5%	26 5.7%	28 7.2%	57 5.4%		

8. Do we need more of the following Parks, Recreation and Culture facilities in Nanaimo? (Please circle a maximum of five facilities that you would pay additional taxes to support)

	total	Area					Variable Total					Household					Variable Total							
		Area					Variable Total					Household					Variable Total							
		V9R	V9S	V9T	V9V	V9X	V9R	V9S	V9T	V9V	V9X	One or more single adults sharing a residence	Couple with no dependent children	Couple with dependent children	Single parent with dependent children	V9R	V9S	V9T	V9V	V9X				
Total	1065	345	210	324	144	28	1051	276	438	272	59	1045	100.0%	100.0%	100.0%	100.0%	100.0%	100.0%	100.0%	100.0%	100.0%			
Waterfront parks	456	142	95	134	71	10	452	111	215	92	30	448	42.8%	45.2%	41.4%	49.3%	35.7%	43.0%	49.1%	33.8%	50.8%	42.9%		
Trails and pathways	414	131	80	130	59	10	410	109	191	91	20	411	38.9%	38.0%	38.1%	40.1%	35.7%	39.0%	43.6%	33.5%	33.9%	39.3%		
Arenas	353	107	73	109	49	11	349	76	128	121	23	348	33.1%	31.0%	34.8%	34.0%	39.3%	33.2%	27.5%	29.2%	44.5%	39.0%	33.3%	
Conservation of environmentally sensitive areas	347	107	72	110	42	9	340	107	142	71	18	338	32.6%	31.0%	34.3%	29.2%	32.1%	32.4%	32.4%	26.1%	30.5%	32.3%	32.3%	
Natural/passive parks	311	114	60	88	43	5	310	97	143	54	12	306	29.2%	33.0%	28.6%	29.9%	17.9%	29.5%	32.6%	19.9%	20.3%	29.3%	29.3%	
Off-leash dog parks	277	108	57	74	28	5	272	80	112	67	12	271	26.0%	31.3%	27.1%	19.4%	17.9%	25.9%	25.6%	24.6%	20.3%	25.9%	25.9%	
Neighbourhood parks	245	86	27	91	27	11	242	64	99	65	10	238	23.0%	24.9%	12.9%	18.8%	39.3%	23.0%	22.6%	23.9%	16.9%	22.8%	22.8%	
Playgrounds/water parks	235	93	50	61	27	2	233	52	73	87	21	233	22.1%	27.0%	23.8%	18.8%	7.1%	22.2%	16.7%	32.0%	35.6%	22.3%	22.3%	
Sport courts	173	54	38	48	28	5	173	41	52	63	17	173	16.2%	15.7%	18.1%	19.4%	17.9%	16.5%	11.9%	23.2%	28.8%	16.6%	16.6%	
Swimming pools	175	45	32	60	31	4	172	33	79	51	8	171	16.4%	13.0%	15.2%	21.5%	14.3%	16.4%	18.0%	18.8%	13.6%	16.4%	16.4%	
Art in public places	171	64	37	49	12	6	168	55	65	36	10	166	16.1%	18.6%	17.6%	8.3%	21.4%	16.0%	14.8%	13.2%	16.9%	15.9%	15.9%	
Community centres	169	45	30	59	29	4	167	43	78	37	9	167	15.9%	13.0%	14.3%	20.1%	14.3%	15.9%	17.8%	13.6%	15.3%	16.0%	16.0%	
Museums	151	55	33	39	17	6	150	35	67	42	6	150	14.2%	15.9%	15.7%	11.8%	21.4%	14.3%	12.7%	15.3%	15.4%	10.2%	14.4%	14.4%
Sportsfields	132	36	30	43	18	3	130	27	45	53	5	130	12.4%	10.4%	14.3%	12.5%	10.7%	12.4%	10.3%	19.5%	8.5%	12.4%	12.4%	
Performing arts theatres	126	43	26	33	19	4	125	36	62	17	10	125	11.8%	12.5%	12.4%	10.2%	14.3%	11.9%	13.0%	14.2%	6.3%	16.9%	12.0%	12.0%
Fitness centres	104	28	18	33	22	2	103	26	44	30	4	104	9.8%	8.1%	8.6%	10.2%	7.1%	9.8%	10.0%	11.0%	6.8%	10.0%	10.0%	
Art galleries	93	29	22	28	9	3	91	21	39	19	11	90	8.7%	8.4%	10.5%	6.3%	10.7%	8.7%	7.6%	8.9%	7.0%	18.6%	8.6%	
Gymnasiums	73	26	14	22	9	2	73	15	25	27	5	72	6.9%	7.5%	6.7%	6.3%	7.1%	6.9%	5.7%	9.9%	8.5%	6.9%	6.9%	
Arts centres	69	23	14	23	4	2	66	22	29	9	4	64	6.5%	6.7%	6.7%	2.8%	7.1%	6.3%	6.6%	3.3%	6.8%	6.1%	6.1%	
Rehearsal spaces	58	26	11	15	5	1	58	14	27	13	4	58	5.4%	5.4%	5.4%	2.8%	7.1%	6.3%	6.6%	3.3%	6.8%	6.1%	6.1%	

5.4% 7.5% 5.2% 4.6% 3.5% 3.6% 5.5% 5.1% 6.2% 4.8% 6.8% 5.6%

10. Has anyone in your household registered in a program sponsored by Nanaimo Parks, Recreation and Culture? (Please circle one number)

	total		Gender		Variable Total		Age			Variable Total	
			Female	Male	Under 20 years	20 - 39 years	40 - 59 years	60 years or older			
Total	1167	100.0%	575	586	8	199	487	466	1160	100.0%	
yes	662	56.7%	378	282	6	136	326	191	659	56.8%	
no	505	43.3%	197	304	2	63	161	275	501	43.2%	

	total		Area		Variable Total		Household				Variable Total		
			V9R	V9S	V9T	V9V	V9X	One or more single adults sharing a residence	Couple with dependent children	Couple with dependent children	Single parent with dependent children		
Total	1167	100.0%	378	228	362	159	31	1158	321	482	287	64	1154
yes	662	56.7%	215	128	198	97	21	659	153	222	230	54	659
no	505	43.3%	163	100	164	62	10	499	168	260	57	10	495

10a. If YES, please indicate how you would rate the Department in each of the following. (Please circle one number for each line)
 Program Price

	total		Gender		Variable Total		Age			Variable Total	
	651 100.0%	371 100.0%	Male		Under 20 Years		20 - 39 Years	40 - 59 Years	60 years or older	182 100.0%	648 100.0%
			Female	Male	Years	Years	Years				
Total	651 100.0%	371 100.0%	278 100.0%	278 100.0%	6 100.0%	137 100.0%	323 100.0%	182 100.0%	648 100.0%	182 100.0%	648 100.0%
Very dissatisfied	7 1.1%	3 .8%	4 1.4%	4 1.1%	1 16.7%	1 .7%	3 .9%	2 1.1%	7 1.1%	2 1.1%	7 1.1%
2	35 5.4%	19 5.1%	16 5.8%	16 5.4%	0 .0%	6 4.4%	15 4.6%	14 7.7%	35 5.4%	14 7.7%	35 5.4%
3	208 32.0%	120 32.3%	86 30.9%	206 31.7%	2 33.3%	44 32.1%	105 32.5%	55 30.2%	206 31.8%	55 30.2%	206 31.8%
4	219 33.6%	128 34.5%	91 32.7%	219 33.7%	2 33.3%	51 37.2%	122 37.8%	44 24.2%	219 33.8%	44 24.2%	219 33.8%
Very satisfied	182 28.0%	101 27.2%	81 29.1%	182 28.0%	1 16.7%	35 25.5%	78 24.1%	67 36.8%	181 27.9%	67 36.8%	181 27.9%

	total		Area		Variable Total		Household				Variable Total		
	651 100.0%	213 100.0%	V9R	V9S	V9T	V9V	V9X	One or more single adults sharing a residence	Couple with no dependent children	Couple with dependent children	Single parent with dependent children	53 100.0%	648 100.0%
			V9R	V9S	V9T	V9V	V9X						
Total	651 100.0%	213 100.0%	124 100.0%	124 100.0%	193 100.0%	97 100.0%	21 100.0%	146 100.0%	219 100.0%	230 100.0%	53 100.0%	648 100.0%	
Very dissatisfied	7 1.1%	3 1.4%	0 .0%	0 .0%	3 1.6%	0 .0%	1 4.8%	2 1.4%	1 .5%	3 1.3%	1 1.9%	7 1.1%	
2	35 5.4%	12 5.6%	4 3.2%	4 3.2%	8 4.1%	6 6.2%	4 19.0%	4 2.7%	15 6.8%	11 4.8%	4 7.5%	34 5.2%	
3	208 32.0%	72 33.8%	43 34.7%	59 30.6%	59 30.6%	25 25.8%	8 38.1%	48 32.9%	71 32.4%	69 30.0%	20 37.7%	208 32.1%	
4	219 33.6%	77 36.2%	41 33.1%	58 30.1%	58 30.1%	38 39.2%	4 19.0%	47 32.2%	67 30.6%	90 39.1%	15 28.3%	219 33.8%	
Very satisfied	182 28.0%	49 23.0%	36 29.0%	65 33.7%	65 33.7%	28 28.9%	4 19.0%	45 30.8%	65 29.7%	57 24.8%	13 24.5%	180 27.8%	

Program Variety

	total		Gender		Variable Total		Age			Variable Total	
	629 100.0%	365 100.0%	Male		Under 20 years		20 - 39 years	40 - 59 years	60 years or older	626 100.0%	6 1.0%
			Female	Male	years	years	years				
Total			262 100.0%	627 100.0%	6 100.0%	136 100.0%	317 100.0%	167 100.0%			
Very dissatisfied	6 1.0%	2 .5%	4 1.5%	6 1.0%	0 .0%	2 1.5%	3 .9%	1 .6%		6 1.0%	
2	31 4.9%	23 6.3%	8 3.1%	31 4.9%	0 .0%	11 8.1%	14 4.4%	6 3.6%		31 5.0%	
3	190 30.2%	107 29.3%	81 30.9%	188 30.0%	3 50.0%	43 31.6%	88 27.8%	54 32.3%		188 30.0%	
4	253 40.2%	143 39.2%	110 42.0%	253 40.4%	2 33.3%	56 41.2%	147 46.4%	48 28.7%		253 40.4%	
Very satisfied	149 23.7%	90 24.7%	59 22.5%	149 23.8%	1 16.7%	24 17.6%	65 20.5%	58 34.7%		148 23.6%	

	total		Area		Variable Total		Household				Variable Total		
	629 100.0%	207 100.0%	V9R 121 100.0%	V9S 186 100.0%	V9T 93 100.0%	V9V 20 100.0%	V9X 143 100.0%	One or more single adults sharing a residence	Couple with no dependent children	Couple with dependent children	Single parent with dependent children	53 100.0%	6 1.0%
Total													
Very dissatisfied	6 1.0%	2 1.0%	1 .8%	2 1.1%	1 1.1%	0 .0%	1 .7%	0 .0%	5 2.2%	0 .0%	6 1.0%		
2	31 4.9%	9 4.3%	8 6.6%	11 5.9%	2 2.2%	1 5.0%	9 6.3%	7 3.4%	9 4.0%	6 11.3%	31 4.9%		
3	190 30.2%	83 40.1%	27 22.3%	53 28.5%	20 21.5%	7 35.0%	43 30.1%	67 32.5%	64 28.4%	15 28.3%	189 30.1%		
4	253 40.2%	79 38.2%	47 38.8%	71 38.2%	47 47.3%	10 50.0%	50 35.0%	80 38.8%	99 44.0%	24 45.3%	253 40.4%		
Very satisfied	149 23.7%	34 16.4%	38 31.4%	49 26.3%	26 28.0%	2 10.0%	40 28.0%	52 25.2%	48 21.3%	8 15.1%	148 23.6%		

Program Location

	total		Gender		Variable Total		Age			Variable Total	
	637 100.0%	369 100.0%	Male		Under 20 years		20 - 39 years	40 - 59 years	60 years or older	171 100.0%	634 100.0%
			Female	Male	years	years	years				
Total	637 100.0%	369 100.0%	266 100.0%	635 100.0%	6 100.0%	135 100.0%	322 100.0%	322 100.0%	171 100.0%	634 100.0%	
Very dissatisfied	7 1.1%	4 1.1%	3 1.1%	7 1.1%	0 .0%	0 .0%	4 1.2%	4 1.2%	3 1.8%	7 1.1%	
2	40 6.3%	22 6.0%	18 6.8%	40 6.3%	2 33.3%	9 6.7%	17 5.3%	17 5.3%	12 7.0%	40 6.3%	
3	169 26.5%	97 26.3%	71 26.7%	168 26.5%	1 16.7%	35 25.9%	90 28.0%	90 28.0%	42 24.6%	168 26.5%	
4	259 40.7%	154 41.7%	104 39.1%	258 40.6%	0 .0%	62 45.9%	142 44.1%	142 44.1%	54 31.6%	258 40.7%	
Very satisfied	162 25.4%	92 24.9%	70 26.3%	162 25.5%	3 50.0%	29 21.5%	69 21.4%	69 21.4%	60 35.1%	161 25.4%	

	total		Area		Variable Total		Household				Variable Total		
	637 100.0%	211 100.0%	V9R 100.0%	V9S 100.0%	V9T 100.0%	V9V 100.0%	V9X 100.0%	One or more single adults sharing a residence	Couple with no dependent children	Couple with dependent children	Single parent with dependent children	54 100.0%	634 100.0%
Total	637 100.0%	211 100.0%	121 100.0%	188 100.0%	94 100.0%	20 100.0%	634 100.0%	142 100.0%	211 100.0%	227 100.0%	54 100.0%	634 100.0%	
Very dissatisfied	7 1.1%	3 1.4%	1 .8%	3 1.6%	0 .0%	0 .0%	7 1.1%	2 1.4%	3 1.4%	1 .4%	0 .0%	6 .9%	
2	40 6.3%	10 4.7%	3 2.5%	14 7.4%	9 9.6%	4 20.0%	40 6.3%	6 4.2%	12 5.7%	19 8.4%	3 5.6%	40 6.3%	
3	169 26.5%	67 31.8%	29 24.0%	46 24.5%	19 20.2%	6 30.0%	167 26.3%	36 25.4%	57 27.0%	56 24.7%	19 35.2%	168 26.5%	
4	259 40.7%	84 39.8%	56 46.3%	69 36.7%	41 43.6%	9 45.0%	259 40.9%	44 31.0%	88 41.7%	107 47.1%	20 37.0%	259 40.9%	
Very satisfied	162 25.4%	47 22.3%	32 26.4%	56 29.8%	25 26.6%	1 5.0%	161 25.4%	54 38.0%	51 24.2%	44 19.4%	12 22.2%	161 25.4%	

Publicity

	total		Gender		Variable Total		Age			Variable Total	
	611 100.0%	353 100.0%	Male		Under 20 years		20 - 39 years	40 - 59 years	60 years or older	608 100.0%	152 100.0%
			Female	Male	years	years	years				
Total			256 100.0%	609 100.0%	6 100.0%	136 100.0%	314 100.0%	314 100.0%	152 100.0%	608 100.0%	152 100.0%
Very dissatisfied	10 1.6%	5 1.4%	25 9.8%	10 1.6%	0 .0%	2 1.5%	6 1.9%	6 1.9%	2 1.3%	10 1.6%	2 1.3%
2	58 9.5%	34 9.6%	24 9.4%	58 9.5%	1 16.7%	16 11.8%	26 8.3%	26 8.3%	15 9.9%	58 9.5%	15 9.9%
3	229 37.5%	126 35.7%	102 39.8%	228 37.4%	1 16.7%	55 40.4%	122 38.9%	122 38.9%	50 32.9%	228 37.5%	50 32.9%
4	198 32.4%	114 32.3%	83 32.4%	197 32.3%	2 33.3%	48 35.3%	108 34.4%	108 34.4%	39 25.7%	197 32.4%	39 25.7%
Very satisfied	116 19.0%	74 21.0%	42 16.4%	116 19.0%	2 33.3%	15 11.0%	52 16.6%	52 16.6%	46 30.3%	116 18.9%	46 30.3%

	total		Area		Variable Total		Household			Variable Total		
	611 100.0%	203 100.0%	V9R		V9V		V9X		One or more single adults sharing a residence		137 100.0%	196 100.0%
			V9S	V9T	V9V	V9X	Couple with no dependent children	Couple with dependent children	Single parent with dependent children			
Total			114 100.0%	180 100.0%	92 100.0%	20 100.0%	609 100.0%	609 100.0%	225 100.0%	51 100.0%	609 100.0%	51 100.0%
Very dissatisfied	10 1.6%	2 1.0%	2 1.8%	4 2.2%	2 2.2%	0 .0%	10 1.6%	10 1.6%	5 2.2%	0 .0%	10 1.6%	0 0.0%
2	58 9.5%	19 9.4%	15 13.2%	16 8.9%	6 6.5%	2 10.0%	58 9.5%	58 9.5%	20 8.9%	3 5.9%	58 9.5%	3 5.9%
3	229 37.5%	75 36.9%	34 29.8%	72 40.0%	36 39.1%	11 55.0%	228 37.4%	228 37.4%	81 37.8%	20 39.2%	228 37.5%	20 37.4%
4	198 32.4%	75 36.9%	35 30.7%	53 29.4%	29 31.5%	6 30.0%	198 32.5%	198 32.5%	81 36.0%	17 33.3%	198 32.5%	17 33.3%
Very satisfied	116 19.0%	32 15.8%	28 24.6%	35 19.4%	19 20.7%	1 5.0%	115 18.9%	115 18.9%	34 15.1%	11 21.6%	115 18.9%	11 21.6%

Registration Process

	total		Gender		Variable Total		Age			Variable Total	
	629 100.0%	363 100.0%	Male		Under 20 years		20 - 39 years	40 - 59 years	60 years or older	166 100.0%	626 100.0%
			Female	Male	years	years	years				
Total	629 100.0%	363 100.0%	264 100.0%	627 100.0%	6 100.0%	136 100.0%	318 100.0%	626 100.0%	626 100.0%	626 100.0%	
Very dissatisfied	6 1.0%	2 .6%	4 1.5%	6 1.0%	1 16.7%	1 .7%	3 .9%	6 1.0%	6 1.0%	6 1.0%	
2	22 3.5%	14 3.9%	8 3.0%	22 3.5%	1 16.7%	4 2.9%	13 4.1%	22 3.5%	22 3.5%	22 3.5%	
3	160 25.4%	87 24.0%	73 27.7%	160 25.5%	1 16.7%	36 26.5%	83 26.1%	159 25.4%	159 25.4%	159 25.4%	
4	235 37.4%	131 36.1%	102 38.6%	233 37.2%	3 50.0%	52 38.2%	132 41.5%	234 37.4%	234 37.4%	234 37.4%	
Very satisfied	206 32.8%	129 35.5%	77 29.2%	206 32.9%	0 .0%	43 31.6%	87 27.4%	205 32.7%	205 32.7%	205 32.7%	

	total		Area		Variable Total		Household				Variable Total		
	629 100.0%	207 100.0%	V9R	V9S	V9T	V9V	V9X	One or more single adults sharing a residence	Couple with no dependent children	Couple with dependent children	Single parent with dependent children	52 100.0%	627 100.0%
Total	629 100.0%	207 100.0%	120 100.0%	187 100.0%	93 100.0%	20 100.0%	627 100.0%	143 100.0%	206 100.0%	226 100.0%	52 100.0%	627 100.0%	
Very dissatisfied	6 1.0%	1 .5%	1 .8%	3 1.6%	0 .0%	1 5.0%	6 1.0%	0 .0%	3 1.5%	2 .9%	1 1.9%	6 1.0%	
2	22 3.5%	6 2.9%	2 1.7%	6 3.2%	7 7.5%	1 5.0%	22 3.5%	4 2.8%	6 2.9%	8 3.5%	3 5.8%	21 3.3%	
3	160 25.4%	60 29.0%	26 21.7%	46 24.6%	23 24.7%	5 25.0%	160 25.5%	39 27.3%	59 28.6%	47 20.8%	15 28.8%	160 25.5%	
4	235 37.4%	87 42.0%	42 35.0%	62 33.2%	35 37.6%	8 40.0%	234 37.3%	46 32.2%	70 34.0%	99 43.8%	20 38.5%	235 37.5%	
Very satisfied	206 32.8%	53 25.6%	49 40.8%	70 37.4%	28 30.1%	5 25.0%	205 32.7%	54 37.8%	68 33.0%	70 31.0%	13 25.0%	205 32.7%	

Staff Helpfulness

	total		Gender		Variable Total		Age			Variable Total	
	Female	Male	Under 20 years	20 - 39 years	40 - 59 years	60 years or older					
Total	642 100.0%	369 100.0%	271 100.0%	640 100.0%	135 100.0%	323 100.0%	175 100.0%	639 100.0%			
Very dissatisfied	5 .8%	2 .5%	3 1.1%	5 .8%	0 .0%	3 .9%	2 1.1%	5 .8%			
2	20 3.1%	14 3.8%	6 2.2%	20 3.1%	1 16.7%	7 5.2%	3 1.7%	19 3.0%			
3	104 16.2%	62 16.8%	42 15.5%	104 16.3%	1 16.7%	59 18.3%	20 11.4%	103 16.1%			
4	240 37.4%	129 35.0%	109 40.2%	238 37.2%	2 33.3%	133 41.2%	54 30.9%	239 37.4%			
Very satisfied	273 42.5%	162 43.9%	111 41.0%	273 42.7%	2 33.3%	120 37.2%	96 54.9%	273 42.7%			

	total		Area		Variable Total		Household				Variable Total	
	V9R	V9S	V9T	V9V	V9X	One or more single adults sharing a residence	Couple with no dependent children	Couple with dependent children	Single parent with dependent children			
Total	642 100.0%	210 100.0%	124 100.0%	192 100.0%	93 100.0%	20 100.0%	145 100.0%	214 100.0%	228 100.0%	53 100.0%	640 100.0%	
Very dissatisfied	5 .8%	2 1.0%	0 .0%	3 1.6%	0 .0%	0 .0%	2 1.4%	1 .5%	1 .4%	1 1.9%	5 .8%	
2	20 3.1%	9 4.3%	1 .8%	5 2.6%	4 4.3%	1 5.0%	5 3.4%	2 .9%	11 4.8%	2 3.8%	20 3.1%	
3	104 16.2%	33 15.7%	11 8.9%	36 18.8%	19 20.4%	4 20.0%	20 13.8%	39 18.2%	34 14.9%	11 20.8%	104 16.3%	
4	240 37.4%	92 43.8%	45 36.3%	65 33.9%	30 32.3%	7 35.0%	42 29.0%	87 40.7%	88 38.6%	22 41.5%	239 37.3%	
Very satisfied	273 42.5%	74 35.2%	67 54.0%	83 43.2%	40 43.0%	8 40.0%	76 52.4%	85 39.7%	94 41.2%	17 32.1%	272 42.5%	

Quality of Instructors

	total		Gender		Variable Total		Age			Variable Total	
	642 100.0%	370 100.0%	Male		Under 20 years		20 - 39 years	40 - 59 years	60 years or older	176 100.0%	639 100.0%
			5 1.4%	270 100.0%	6 100.0%	136 100.0%	321 100.0%				
Total											
Very dissatisfied	9 1.4%	4 1.1%	5 1.9%	9 1.4%	0 .0%	1 .7%	4 1.2%	4 2.3%	9 1.4%		
2	29 4.5%	20 5.4%	9 3.3%	29 4.5%	0 .0%	11 8.1%	11 3.4%	7 4.0%	29 4.5%		
3	119 18.5%	63 17.0%	55 20.4%	118 18.4%	2 33.3%	21 15.4%	66 20.6%	28 18.3%	117 18.3%		
4	265 41.3%	150 40.5%	114 42.2%	264 41.3%	1 16.7%	65 47.8%	139 43.3%	60 34.1%	265 41.5%		
Very satisfied	220 34.3%	133 35.9%	87 32.2%	220 34.4%	3 50.0%	38 27.9%	101 31.5%	77 43.8%	219 34.3%		

	total		Area		Variable Total		Household				Variable Total		
	642 100.0%	211 100.0%	V9R	V9S	V9T	V9V	V9X	One or more single adults sharing a residence	Couple with no dependent children	Couple with dependent children	Single parent with dependent children	53 100.0%	639 100.0%
Total													
Very dissatisfied	9 1.4%	7 3.3%	0 .0%	2 1.0%	2 1.0%	0 .0%	0 1.4%	3 2.1%	2 .9%	2 .9%	2 3.8%	9 1.4%	
2	29 4.5%	8 3.8%	3 2.4%	8 4.2%	9 9.7%	1 5.0%	8 5.6%	6 4.8%	11 4.8%	6 2.8%	3 5.7%	28 4.4%	
3	119 18.5%	47 22.3%	13 10.5%	39 20.4%	15 16.1%	4 20.0%	23 16.0%	41 17.5%	40 17.5%	19 8.3%	14 26.4%	118 18.5%	
4	265 41.3%	89 42.2%	51 41.1%	78 40.8%	37 39.8%	10 50.0%	56 38.9%	87 40.7%	105 46.1%	87 40.7%	17 32.1%	265 41.5%	
Very satisfied	220 34.3%	60 28.4%	57 46.0%	64 33.5%	32 34.4%	5 25.0%	54 37.5%	78 36.4%	70 30.7%	36 15.6%	17 32.1%	219 34.3%	

Quality of Equipment

	total		Gender		Variable Total		Age			Variable Total	
	614 100.0%	352 100.0%	Male		Under 20 years		20 - 39 years	40 - 59 years	60 years or older	156 100.0%	611 100.0%
			4 1.1%	260 100.0%	6 100.0%	134 100.0%	315 100.0%				
Very dissatisfied	7 1.1%	3 .9%	4 1.5%	7 1.1%	0 .0%	1 .7%	6 1.9%	0 0.0%	7 1.1%		
2	35 5.7%	24 6.8%	11 4.2%	35 5.7%	2 33.3%	10 7.5%	14 4.4%	9 5.8%	35 5.7%		
3	171 27.9%	95 27.0%	75 28.8%	170 27.8%	1 16.7%	43 32.1%	90 28.6%	35 22.4%	169 27.7%		
4	250 40.7%	136 38.6%	113 43.5%	249 40.7%	0 .0%	50 37.3%	134 42.5%	66 42.3%	250 40.9%		
Very satisfied	151 24.6%	94 26.7%	57 21.9%	151 24.7%	3 50.0%	30 22.4%	71 22.5%	46 29.5%	150 24.5%		

	total		Area		Variable Total		Household					Variable Total		
	614 100.0%	201 100.0%	117 100.0%	184 100.0%	90 100.0%	19 100.0%	611 100.0%	199 100.0%	224 100.0%	53 100.0%	612 100.0%	Household		612 100.0%
												V9R	V9S	
Very dissatisfied	7 1.1%	3 1.5%	2 1.7%	2 1.1%	0 .0%	0 .0%	7 1.1%	1 .5%	4 1.8%	2 3.8%	7 1.1%	1 0.0%	2 0.3%	7 1.1%
2	35 5.7%	12 6.0%	6 5.1%	12 6.5%	3 3.3%	2 10.5%	35 5.7%	12 6.0%	11 4.9%	3 5.7%	34 5.6%	8 4.0%	5 2.2%	34 5.6%
3	171 27.9%	61 30.3%	23 19.7%	56 30.4%	26 28.9%	4 21.1%	170 27.8%	59 29.6%	59 26.3%	18 34.0%	171 27.9%	35 16.9%	59 26.3%	171 27.9%
4	250 40.7%	82 40.8%	56 47.9%	64 34.8%	37 41.1%	10 52.6%	249 40.8%	85 42.7%	98 43.8%	15 28.3%	250 40.8%	52 24.9%	85 39.3%	250 40.8%
Very satisfied	151 24.6%	43 21.4%	30 25.6%	50 27.2%	24 26.7%	3 15.8%	150 24.5%	42 21.1%	52 23.2%	15 28.3%	150 24.5%	42 21.1%	52 23.2%	150 24.5%

11. The following amenities are being considered for a new community centre to be constructed in the Rutherford area on Oliver Road. Which of the following spaces, if any, do you feel are important in this new facility? (Please circle **all** that apply)

	total		Gender		Variable Total		Age				Variable Total		
	1052 100.0%	519 100.0%	531 100.0%	Male	1050 100.0%	8 100.0%	Under 20 Years			40 - 59 Years		400 100.0%	1051 100.0%
							20 - 39 Years	20 - 39 Years	40 - 59 Years				
Total													
Multi-purpose activity space	644 61.2%	338 65.1%	305 57.4%	643 61.2%	5 62.5%	110 55.6%	281 63.1%	248 61.3%					
Wellness space	444 42.2%	281 54.1%	162 30.5%	443 42.2%	2 25.0%	86 43.4%	195 43.8%	161 40.3%	444 42.2%				
Trails	439 41.7%	247 47.6%	191 36.0%	438 41.7%	5 62.5%	79 39.9%	202 45.4%	153 38.3%	439 41.8%				
Community playground	433 41.2%	252 48.6%	181 34.1%	433 41.2%	3 37.5%	108 54.5%	196 44.0%	126 31.5%	433 41.2%				
Indoor swimming pool	427 40.6%	213 41.0%	213 40.1%	426 40.6%	2 25.0%	71 35.9%	186 41.8%	168 42.0%	427 40.6%				
Fitness space	412 39.2%	218 42.0%	193 36.3%	411 39.1%	4 50.0%	77 38.9%	183 41.1%	148 37.0%	412 39.2%				
Ice arena	407 38.7%	173 33.3%	233 43.9%	406 38.7%	2 25.0%	72 36.4%	197 44.3%	135 33.8%	406 38.6%				
Community police station	398 37.8%	194 37.4%	203 38.2%	397 37.8%	1 12.5%	59 29.8%	151 33.9%	187 46.8%	398 37.9%				
Gymnasium	363 34.5%	177 34.1%	185 34.8%	362 34.5%	2 25.0%	69 34.8%	171 38.4%	120 30.0%	362 34.4%				
Meeting space	362 34.4%	191 36.8%	171 32.2%	362 34.5%	2 25.0%	49 24.7%	150 33.7%	161 40.3%	362 34.4%				
Pres-school/daycare	318 30.2%	187 36.0%	131 24.7%	318 30.3%	3 37.5%	80 40.4%	125 28.1%	110 27.5%	318 30.3%				
Other	82 7.8%	43 8.3%	39 7.3%	82 7.8%	1 12.5%	16 8.1%	43 9.7%	22 5.5%	82 7.8%				

11. The following amenities are being considered for a new community centre to be constructed in the Rutherford area on Oliver Road. Which of the following spaces, if any, do you feel are important in this new facility? (Please circle **all** that apply)

	Area										Household			Variable Total										
	V9R		V9S		V9T		V9V		V9X		One or more single adults sharing a residence	Couple with no dependent children	Couple with dependent children	Single parent with dependent children	Variable Total									
	total	100.0%	total	100.0%	total	100.0%	total	100.0%	total	100.0%						Variable Total	100.0%							
Total	1052	100.0%	325	100.0%	202	100.0%	349	100.0%	154	100.0%	20	100.0%	1050	100.0%	275	100.0%	269	100.0%	62	100.0%	1043	100.0%		
Multi-purpose activity space	644	61.2%	193	59.4%	119	58.9%	219	62.8%	102	66.2%	9	45.0%	642	61.1%	174	63.3%	267	61.1%	163	60.6%	35	56.5%	639	61.3%
Wellness space	444	42.2%	134	41.2%	97	48.0%	147	42.1%	60	39.0%	5	25.0%	443	42.2%	135	49.1%	185	42.3%	93	34.6%	29	46.8%	442	42.4%
Trails	439	41.7%	130	40.0%	77	38.1%	158	45.3%	66	42.9%	7	35.0%	438	41.7%	121	44.0%	181	41.4%	107	39.8%	25	40.3%	434	41.6%
Community playground	433	41.2%	154	47.4%	90	44.6%	121	34.7%	58	37.7%	9	45.0%	432	41.1%	112	40.7%	133	30.4%	146	54.3%	38	61.3%	429	41.1%
Indoor swimming pool	427	40.6%	113	34.8%	78	38.6%	150	43.0%	81	52.6%	4	20.0%	426	40.6%	98	35.6%	196	44.9%	103	38.3%	27	43.5%	424	40.7%
Fitness space	412	39.2%	128	39.4%	79	39.1%	131	37.5%	66	42.9%	6	30.0%	410	39.0%	104	37.8%	170	38.9%	112	41.6%	26	41.9%	412	39.5%
Ice arena	407	38.7%	120	36.9%	78	38.6%	136	39.0%	65	42.2%	6	30.0%	405	38.6%	82	29.8%	164	37.5%	134	49.8%	26	41.9%	406	38.9%
Community police station	398	37.8%	131	40.3%	79	39.1%	130	37.2%	49	31.8%	8	40.0%	397	37.8%	122	44.4%	173	39.6%	80	29.7%	18	29.0%	393	37.7%
Gymnasium	363	34.5%	113	34.8%	67	33.2%	109	31.2%	65	42.2%	7	35.0%	361	34.4%	88	32.0%	141	32.3%	108	40.1%	25	40.3%	362	34.7%
Meeting space	362	34.4%	115	35.4%	72	35.6%	115	33.0%	55	35.7%	4	20.0%	361	34.4%	110	40.0%	163	37.3%	68	25.3%	18	29.0%	359	34.4%
Pres-school/daycare	318	30.2%	129	39.7%	62	30.7%	86	24.6%	35	22.7%	5	25.0%	317	30.2%	90	32.7%	128	29.3%	72	26.8%	27	43.5%	317	30.4%
Other	82	7.8%	14	4.3%	9	4.5%	39	11.2%	19	12.3%	1	5.0%	82	7.8%	15	5.5%	38	8.7%	24	8.9%	5	8.1%	82	7.9%

12. What is your gender? (Please circle one number)

	Age				Variable Total	
	total					
	Under 20 years	20 - 39 years	40 - 59 years	60 years or older		
Total	1217 100.0%	8 100.0%	208 100.0%	503 100.0%	496 100.0%	1215 100.0%
Female	603 49.5%	6 75.0%	136 65.4%	248 49.3%	212 42.7%	602 49.5%
Male	614 50.5%	2 25.0%	72 34.6%	255 50.7%	284 57.3%	613 50.5%

	Area						Household			Variable Total		
	total						Variable Total			Total		
	V9R	V9S	V9T	V9V	V9X	V9Y	One or more single adults sharing a residence	Couple with no dependent children	Couple with dependent children	Single parent with dependent children	Variable Total	Total
Total	1217 100.0%	394 100.0%	242 100.0%	376 100.0%	168 100.0%	31 100.0%	1211 100.0%	341 100.0%	506 100.0%	291 100.0%	65 100.0%	1203 100.0%
Female	603 49.5%	203 51.5%	131 54.1%	179 47.6%	75 44.6%	11 35.5%	599 49.5%	224 65.7%	175 34.6%	143 49.1%	50 76.9%	592 49.2%
Male	614 50.5%	191 48.5%	111 45.9%	197 52.4%	93 55.4%	20 64.5%	612 50.5%	117 34.3%	331 65.4%	148 50.9%	15 23.1%	611 50.8%

13. In which age group are you? (Please circle one number)

	total		Gender		Variable Total	
			Female	Male		
Total	1217	602	613	1215		
	100.0%	100.0%	100.0%	100.0%		
Under 20 years	8	6	2	8		
	.7%	1.0%	.3%	.7%		
20 - 39 years	208	136	72	208		
	17.1%	22.6%	11.7%	17.1%		
40 - 59 years	503	248	255	503		
	41.3%	41.2%	41.6%	41.4%		
60 years or older	498	212	284	496		
	40.9%	35.2%	46.3%	40.8%		

	total		Area				Household				Variable Total	
			V9R	V9S	V9T	V9V	V9X	Variable Total	One or more single adults sharing a residence	Couple with no dependent children	Couple with dependent children	Single parent with dependent children
Total	1217	393	242	377	168	31	1211	340	507	291	65	1203
	100.0%	100.0%	100.0%	100.0%	100.0%	100.0%	100.0%	100.0%	100.0%	100.0%	100.0%	100.0%
Under 20 years	8	3	0	2	2	1	8	1	0	3	4	8
	.7%	.8%	.0%	.5%	1.2%	3.2%	.7%	.3%	.0%	1.0%	6.2%	.7%
20 - 39 years	208	82	41	55	25	4	207	44	38	101	24	207
	17.1%	20.9%	16.9%	14.6%	14.9%	12.9%	17.1%	12.9%	7.5%	34.7%	36.9%	17.2%
40 - 59 years	503	162	101	146	73	19	501	108	174	180	37	499
	41.3%	41.2%	41.7%	38.7%	43.5%	61.3%	41.4%	31.8%	34.3%	61.9%	56.9%	41.5%
60 years or older	498	146	100	174	68	7	495	187	295	7	0	489
	40.9%	37.2%	41.3%	46.2%	40.5%	22.6%	40.9%	55.0%	58.2%	2.4%	.0%	40.6%

14. What is your postal code? (Please circle one number)

	total		Gender		Variable Total		Age			Variable Total	
	1215 100.0%	599 100.0%	Male		Under 20 years		20 - 39 years	40 - 59 years	60 years or older	495 100.0%	1211 100.0%
			Female	Male	years	years	years				
Total	1215 100.0%	599 100.0%	612 100.0%	1211 100.0%	8 100.0%	207 100.0%	501 100.0%	495 100.0%	1211 100.0%		
V9R	394 32.4%	203 33.9%	191 31.2%	394 32.5%	3 37.5%	82 39.6%	162 32.3%	146 29.5%	393 32.5%		
V9S	242 19.9%	131 21.9%	111 18.1%	242 20.0%	0 .0%	41 19.8%	101 20.2%	100 20.2%	242 20.0%		
V9T	380 31.3%	179 29.9%	197 32.2%	376 31.0%	2 25.0%	55 26.6%	146 29.1%	174 35.2%	377 31.1%		
V9V	168 13.8%	75 12.5%	93 15.2%	168 13.9%	2 25.0%	25 12.1%	73 14.6%	68 13.7%	168 13.9%		
V9X	31 2.6%	11 1.8%	20 3.3%	31 2.6%	1 12.5%	4 1.9%	19 3.8%	7 1.4%	31 2.6%		

	total		Household		Variable Total	
	1215 100.0%	340 100.0%	Couple		Single	
			with no dependent children sharing a residence	with dependent children	with no dependent children	with dependent children
Total	1215 100.0%	340 100.0%	507 100.0%	291 100.0%	65 100.0%	1203 100.0%
V9R	394 32.4%	135 39.7%	150 29.6%	79 27.1%	25 38.5%	389 32.3%
V9S	242 19.9%	86 25.3%	91 17.9%	48 16.5%	16 24.6%	241 20.0%
V9T	380 31.3%	90 26.5%	183 36.1%	91 31.3%	14 21.5%	378 31.4%
V9V	168 13.8%	26 7.6%	73 14.4%	57 19.6%	9 13.8%	165 13.7%
V9X	31 2.6%	3 .9%	10 2.0%	16 5.5%	1 1.5%	30 2.5%

15. Which of the following best describes your household? (Please circle **one** number)

	total	Gender		Variable Total		Age			Variable Total
		Female	Male	Under 20 years	20 - 39 years	40 - 59 years	60 years or older		
								1203	
Total	1207 100.0%	592 100.0%	611 100.0%	1203 100.0%	207 100.0%	499 100.0%	489 100.0%	1203 100.0%	
One or more single adults sharing a residence	341 28.3%	224 37.8%	117 19.1%	341 28.3%	1 12.5%	44 21.3%	108 21.6%	187 38.2%	
Couple with no dependent children	508 42.1%	175 29.6%	331 54.2%	506 42.1%	0 .0%	38 18.4%	174 34.9%	295 60.3%	
Couple with dependent children	293 24.3%	143 24.2%	148 24.2%	291 24.2%	3 37.5%	101 48.8%	180 36.1%	291 24.2%	
Single parent with dependent children	65 5.4%	50 8.4%	15 2.5%	65 5.4%	4 50.0%	24 11.6%	37 7.4%	65 .0%	

	total	Area			Variable Total		
		V9R	V9S	V9T	V9V	V9X	
							378
Total	1207 100.0%	389 100.0%	241 100.0%	378 100.0%	165 100.0%	30 100.0%	1203 100.0%
One or more single adults sharing a residence	341 28.3%	135 34.7%	86 35.7%	90 23.8%	26 15.8%	3 10.0%	340 28.3%
Couple with no dependent children	508 42.1%	150 38.6%	91 37.8%	183 48.4%	73 44.2%	10 33.3%	507 42.1%
Couple with dependent children	293 24.3%	79 20.3%	48 19.9%	91 24.1%	57 34.5%	16 53.3%	291 24.2%
Single parent with dependent children	65 5.4%	25 6.4%	16 6.6%	14 3.7%	9 5.5%	1 3.3%	65 5.4%

Qualitative Results

3. Do any of the following limit your household's participation in parks, recreation and cultural services and activities? **Other Responses**

1. Age (15)
2. Classes full
3. Disability (4)
4. Fixed income - cannot always afford all activities we might use.
5. health (6)
6. Hours of operation to accommodate users.
7. I work out of town.
8. Lack of arts programs (like silk screening)
9. Lack of fitness programs like dance etc.
10. Lack of hockey ice time for children (scrimmage time).
11. Lack of interest (5)
12. Lack of interest due to my age
13. Lack of my time. (10)
14. Lack of off leash dog parks
15. Lack of off-leash dog areas
16. Lack of programs for small children on evenings and weekends.
17. Lack of space in programs (adult power skating and hockey skills)
18. More teen programs.
19. Need more non-sports activities for boys ages 4-12
20. Need more youth programs (age 13-17)
21. No bus area.
22. no car
23. Not enough for adults or children in north end of city. Malls and more malls--too many.
24. Not enough places for seniors (classes fill up too fast)
25. Not enough softball fields for woman's softball or for children's tournaments.
26. Parking
27. Parking limited in some locations.
28. Personal choice not to participate.
29. Program filled
30. Programs for kids under three.
31. Reports of attacks on men in secluded park areas
32. Seniors should have access to exercise rooms with Seniors Pool Ticket.
33. Shortage of ice.
34. Size of facilities.
35. South end dog off-leash area.
36. Too many dogs illegally off leash..

37. Transport from Protection.
38. Usually hear about event too late to register or plan for.
39. Wheelchair accessibility
40. Wheelchair ease and access.
41. Work.
42. Working, homework, and school limits.
9. Are there any other **Parks, Recreation and Culture facilities** that might be needed that don't currently exist anywhere in Nanaimo? (Please use the space below)
 1. A city-wide art centre supported by the multi-scattered artists in this city. City subsidy only. How did Prince George artists do it? Must be centered in the Country Club-Northfield area.
 2. A club house building would be great. Seniors are not the only group needing that kind of space.
 3. A comedy club would be nice.
 4. "A convention centre that includes art its space. If we are going to be known as an ""arts centre"" on the island, we need more going on & art displayed as much as possible."
 5. A dog swim beach or two! Could it be possible to reactivate the former beach at Neckpoint Park West?
 6. A large skateboard park or more of them.
 7. A motor sport park.
 8. A place where musicians can gather to share, teach, and learn, as well as where instruments are available and respected and voice and sound can be made and heard.
 9. A playground is needed in the Sunshine Ridge area.
 10. A quality skateboard park for the kids.
 11. A rollerblading paved route or track that is relatively flat and not too secluded (for safety). Beban track always has gravel and sand over it and not well maintained.
 12. A science and cultural centre that promotes general science and biology would be good. It could be combined with an arts centre or something but it should be someplace that kids and adults can have hands on learning and exposure to new and old ideas and accomplishments.
 13. A sports hall of fame, an adequate entertainment complex with arenas, and proper access to Newcastle Island are needed.
 14. A tennis bubble - i.e.. Indoor
 15. All season/all weather fields.
 16. "An ""open air"" theatre for concerts and festivals (like the Shakespearean Annual Festival in Stratford, Ontario) would be great."
 17. An adult supervised community centre/dance hall for youth would be good.
 18. An aquarium would be great.
 19. An arena complex with a seating capacity of 5,000 to 6,000 to serve the community. A venue like this would allow higher caliber sports, entertainment and other commercial events (trade shows, conventions, etc.).
 20. An indoor facility large enough for dog sports (i.e. agility, fly ball) that would serve for practice training as well as spectator events such as trials and competitions.
 21. An outdoor lacrosse box/hockey box is needed in the north end of Nanaimo.
 22. Another ice rink.
 23. Another indoor hockey arena
 24. Appears to be a shortage of ice rinks, running tracks and indoor pools in community areas, but the city can be proud of the new Aquatic Center.
 25. Arena with capacity for Tier I Junior. Swimming pool for north end.
 26. Artificial turf and all-weather fields for soccer (youth & adult).
 27. At the north end, Library, Community Center and swimming pool.
 28. Automobile drag strip to give our young people a safe place to race their cars instead of using our streets. Lights and more ball fields.

29. Better facilities for youth meeting places and community centers with more reasonable meeting halls for non profit volunteer organizations (i.e. Kiwanis, Lions, etc.).
30. Bridge to Newcastle Island.
31. Climbing gyms. Cultural events and cultural education centres.
32. Community parks with lots of benches and picnic areas for young and old to use.
33. Complex devoted completely to seniors. Use of Beban for seniors.
34. Conference Center
35. Connect waterfront parks Neck Point and Pipers Lagoon. Extend Wally Creek trail from Fillinger Crescent to Neck Point.
36. Encourage more busking and music pantomime entertainment. The public reads the city's attitude. Have sales and display of art and jewelry in parks during spring and summer (May to October). Encourage wildlife by providing feeders, native plant life they naturally eat and information plaques in the park of particular animals.
37. Extend waterfront seawall to B.C. ferries (and beyond). Construct a seawall around Newcastle Island.
38. Facility for quilt shows, art shows, meeting rooms for 200 people which don't cost an arm and a leg to rent. Can there be cheaper rates for non profit groups?
39. Facility in the north end of Nanaimo.
40. Family Parks and Rec camping facility.
41. Harewood.
42. Harwood needs a cultural/arts centre.
43. Horticulture centre.
44. How about opening the mine shaft to Newcastle Island as a tourist and educational venue?
45. I am not aware of a rollerblade/skateboard facility that would be great for the street bladers and boarders.
46. I don't have teens in my home but feel strongly that more skate board, BMX, and mountain bike facilities should exist for them. It would be nice to have an indoor swimming facility in the north end of Nanaimo.
47. I support a large, more modern arena.
48. I think more camping areas are needed at reasonable rates so lower income folk can go.
49. I was very impressed recently with the bike paths in Quebec, and wish that BC (especially Vancouver Island) would offer a similar resource for tourists and locals. It requires coordination with the provincial government.
50. I would like to see a covered market place.
51. I would like to see a sea world or a public aquarium for children and tourists.
52. I would like to see beach volleyball courts at Departure Bay.
53. I would like to see more open green space downtown around a new convention centre.
54. I would really like to see a bike park like the concept developed in the Village of Whistler, BC. Also, create bike more bike pathways to encourage people to commute using bikes.
55. Ice sheets.
56. If it became possible, it would be excellent if the city were to purchase St. Andrew's United Church for use as a smaller performing arts theatre.
57. In Nanaimo, there is currently no open air sculpture exhibit space or garden, no public food garden (I don't know if this would work), and not enough water fountains.
58. Individuals and the community would benefit from a waterfront park facility to support marine recreational activities such as rowing and paddling.
59. Indoor flea markets.
60. Indoor rock climbing, indoor tube 'n' tunnel, and indoor skate park would be great. I would also like to see more floor hockey and gymnastics offered. Some programs have a big gap in ages (age 6-12 is too big).
61. Inline skating indoor/outdoor. Dog show arena.

62. Introduce and promote neighbourhood gardening centers/clubs/facilities.
63. It is maybe not Parks and Rec responsibility, but I would really like to see more dedicated cycling lanes, parallel to roadways and all over Nanaimo. I don't want just printed bicycles on the road, but designated lanes.
64. It would be nice if a bird sanctuary could be developed in the Nanaimo River estuary area and some trails.
65. "Jazz clubs and live music for people to dance to familiar music without the possibility of ""mosh pits"" or other alternate dance styles."
66. "Join existing trailways as an alternate to ""on road"" traffic."
67. Large flat and smooth concreted areas with low fencing for kids to play street hockey or run their r.c. cars around, marked for both. Do not mark for passive sports like hopscotch to avoid confrontation.
68. Library/art gallery in the north end.
69. Lifeguard at Collier Dam.
70. "Lights available on the football field at John Barsby School. Space ""Therapeutic Riding Program""."
71. Lit baseball diamonds.
72. Looking to the future, field lacrosse and grass hockey.
73. Marine science center with wharf and aquarium.
74. More bike trails to help people commute are needed.
75. More facilities in the south end of Nanaimo such as Lacrosse box or a good play ground.
76. More ice sheets.
77. More ice surfaces.
78. More jogging trails like Westwood. We could maybe advertise a specific trail as such.
79. More recreation area for the south end area. Would be a great asset for all the younger ones who do not have the means of transportation.
80. More recreational cycle areas/paths.
81. More spaces for guilds and groups who need permanent housing for their groups and their libraries and equipment, e.g. Quilter's Guild, Family History, Stitchery, and I'm sure there must be many more such groups.
82. More support for south Nanaimo.
83. More water activities (ocean, lake, river).
84. Mt. Benson Reserve Area.
85. Multi-culture arena on the waterfront (similar to Swy-a-lana) for our visitors to immerse themselves in the diversified cultures which we enjoy in Nanaimo with easy access (for elderly) and free parking.
86. Nanaimo needs a multi-purpose stadium.
87. Nanaimo needs art galleries of the low-level industry type (pewter, glass, ceramic, and iron-wrought sculpture) to work and display in the downtown core. As a person in the arts, I see we almost have enough galleries to make a tour stop (more than half a day walk).
88. Need skating rinks not given over to hockey.
89. New arenas. More and updated water parks.
90. Night lighting is needed for a number of sport fields and courts in Nanaimo. Also, one or possibly two artificial fields are needed for soccer, football, field lacrosse, and rugby.
91. No docks for public use.
92. Off-leash dog parks need to be fenced and many more needed.
93. Oriental gardens for thought/meditation/quiet.
94. Outdoor amphitheatre for concerts/plays with fixed sitting and some overhead coverage. Museum/art gallery relating to native arts and culture and mining/lumber/fishing history of Nanaimo. Could be on Newcastle Island. Botanical gardens with gardening classes, etc.
95. Outdoor public swimming pools are needed.

96. Outside water slides.
97. Overnight summer camps.
98. Petanque courts are needed.
99. Playgrounds like Ladysmith's or Parksville's water park. Amphitheatre. Port-a-potties.
100. Please install tennis courts in south end area.
101. Provide Nanaimo Gymnastics School (a non profit society which has hundreds of kids enrolled) a facility or at the least no property taxes on their current facility.
102. Public indoor basketball and volleyball courts open to anyone, anytime are needed.
103. Recreation and culture programs/facilities for 13 to 19 year olds (e.g. art centers, recreation centers). This age group is forgotten in your parks and recreation guide.
104. Recreation on the river systems. Keep neighbourhood green spaces! Without these Nanaimo will look like some other concrete, paved cities.
105. Recreational paddle club center. No facilities to store or launch that is community accessible to any and all types of paddle or rowing groups.
106. Rehabilitation centres or places for those with disabilities would be good.
107. Roller rink for bladers.
108. Sailboat launching facility where Summer Games were held in Hammond Bay area (e.g. ramp accessible by auto with parking).
109. Sandy Beach at North End.
110. Sea kayak launch areas. Tennis courts (more lighted). 300-400 seat performing arts/music venue would be useful.
111. Skate park in the north end.
112. Skateboard park or sports courts.
113. Small dog off-leash park. Artificial turf field(s).
114. Small dogs off-leash park. Baseball Parks.
115. Something like Cassidy Speedway needs to re-open to bring in tourism dollars and Angel Acres has closed so there goes more revenue that the biker brought to this town all summer.
116. Something more for recreation in the south end.
117. Squash/Racquetball courts
118. Swimming and skating in North Nanaimo.
119. Teens need a park where they can dance, skateboard, do paint ball, and bumper cars that is a drug free, fun environment, similar to a dry grad.
120. The Nanaimo Art Gallery, if given appropriate space, could be having huge, international traveling exhibits right now.
121. The north side of Mt. Benson should be preserved because of its recreational use and aesthetics for the city of Nanaimo.
122. The park at the end of Westhill is a mess.
123. The south end of Nanaimo needs facilities considered in question 11 more so than the north end. Most facilities mentioned are crucial to this beautiful part of town.
124. There is no tot lot/playground in the College Heights, Westwood Ridge neighborhoods. A facility in that area would be beneficial.
125. There needs to be more facilities north end concerning the ones that I circled above.
126. Twin ice rinks.
127. Walkway Departure Bay to Downtown.
128. We are in a new subdivision behind Jingle Pot Pub, in the College Heights area, and we have no playground/greenbelt to service our neighborhood. There are loads of children here and no destination.
129. We could use a karaoke room (not a pub).
130. We could use indoor play structures that operate on a drop-in basis for pre-schoolers like Play zone or Go Bananas in the east.
131. We need a bathing beach.
132. We need a better woodworking shop with extended hours and more equipment. Hours are currently not convenient for 9-5 workers.

133. We need a community centre at Rutherford Mall for us old people, please.
134. We need a convention centre.
135. We need a downtown cultural centre at the Foundry/Arena site with Malaspina's Art and Theatre departments, performance space, state of the art gallery (Emily Carr, ES Hughes), restaurants, clubs, and live music.
136. We need a drive-in theatre.
137. We need a facility that is big enough to attract world class musicians.
138. We need a gated facility/sports field to allow higher level sports teams to play in Nanaimo and produce revenue.
139. We need a good museum with an Imax Theatre.
140. We need a large water park like the one in Parksville.
141. We need a larger flea market, please.
142. We need a mountain bike park and 4x facility. Check out www.vci.ca for information on BC Cycling.
143. We need a new arena to accommodate new events to the city. Benefits our children and tourism.
144. We need a new arena with olympic-size ice and large capacity seating.
145. We need a park near a country club.
146. We need a public amphitheatre, similar to the one in Chemainus.
147. We need a softball park with grandstand and lights.
148. We need a swimming dock off Duke Point at the point (perhaps) and an off leash dog area there.
149. We need a walk-in seniors centre close to Cameron Island.
150. We need a wellness centre for naturalists.
151. We need a YMCA or YWCA and more centres for community sports, like Departure Bay and Franklin Street gyms.
152. We need an art gallery.
153. We need an indoor play area that preschool children can use all year round.
154. We need an indoor playground for young children open in the wintertime and open evenings.
155. We need an indoor playground.
156. We need an auto/motorcycle racing track and a bandstand.
157. We need another skate rink or a multiplex. An Olympic- or NHL-size ice rink would be ideal.
158. We need art in public places.
159. We need bike paths that are away from traffic.
160. We need complexes to hold major sporting events for ice hockey, softball, soccer, and baseball.
161. We need covered outdoor lacrosse boxes.
162. We need enhanced waterfront walkways that go from Departure Bay to Cameron Island.
163. We need five lighted soccer fields. Light Woodlands Secondary School's two soccer fields plus the school field. This community needs night soccer fields that are lit. Departure Bay field is thrashed from over use.
164. We need ice rinks.
165. We need meeting rooms for small cultural or hobby groups for evening gatherings at a low fee.
166. WE need more ice surface in Nanaimo plus fix up and build more lacrosse boxes. They are in poor shape and need to repair plywood.
167. We need more senior type facilities and activities.
168. We need more trails for the disabled.
169. We need more water parks.
170. We need natural gardens.

171. We need public green houses and gardens that the public could rent space in at an annual minimum fee.
172. We need soccer training grounds for all seasons where it is accessible to all ages, possibly a designated multi-plex setting where two or three fields with artificial surfaces could train local athletes in the world's number one game.
173. We need sports complexes, like Softball City in Surrey, that could hold international events.
174. We need that conference centre.
175. With our climate, give Victoria's Butchart Gardens a run for their money.
176. Y.W.C.A.
177. Young children's' indoor play center (i.e. like Cyber City's Tube n' Tunnel) with drop in fee. Probably would be a big hit on rainy days.

11. The following amenities are being considered for a new community centre to be constructed in the Rutherford area on Oliver Road. Which of the following spaces, if any, do you feel are important in this new facility? **Other Responses**

1. 4x track for mountain biking
2. A strip mall should never be considered in a residential area; there are too many now.
3. Adequate parking
4. All-weather fields
5. Another arena
6. Areas for disabled
7. Badminton courts
8. Badminton/tennis courts
9. Basketball courts & lacrosse box.
10. Beach volleyball courts
11. Beautiful gardens like Bowen.
12. Card playing for seniors
13. Climbing wall.
14. Conference centre
15. Curling club
16. Curling Rink
17. Driving range (golf)
18. Garden and art.
19. I live in the South end so I would use it.
20. Indoor basketball facility, ping pong area
21. Indoor running track
22. It would be a nice place for an arts centre.
23. Lacrosse
24. Lacrosse box, Hockey court (outdoor)
25. Library (6)
26. Public Health Unit
27. Lighted artificial turf field
28. Multi-purpose stadium
29. Music practice area

30. Off leash dog area (4)
31. Outdoor patio, an extension of a similar indoor space. Small snack facility.
32. Outdoor pool (4)
33. Outdoor road hockey surface
34. Outside area for meeting.
35. Oval track
36. Pottery, woodworking, and crafts areas
37. Practice area for baseball
38. Pre-school indoor activities drop-in
39. Proper room for dance/jazzercise
40. Public art/art display area.
41. Public Library
42. Roller rink.
43. Running track
44. sauna steam room, hot tub
45. Seniors facilities (6)
46. Skateboard park and rollerblading areas (3)
47. Soccer pitch
48. Sport field with lights for softball.
49. Sport fields
50. Sports fields
51. Squash and racquetball
52. Student RCMP Bicycle Police Active Patrol.
53. Table tennis
54. Table tennis and badminton.
55. Teen drop-in program
56. Tennis Bubble
57. Tennis courts. Outdoor volleyball.
58. Undeveloped open space
59. Wall space for artists shows
60. Water park (3)
61. We have enough spaces and they need to be utilized to the max before we spend more tax dollars.

16. Is there anything else that you would like to tell us about Parks, Recreation and Cultural services in Nanaimo? If so, please use the space provided.

1. A great service is provided. Additional sports fields and twin ice sheets is needed. We miss out on far too many tournaments for both hockey and soccer or softball because of lack of proper space to host these events.
2. A lot of the fitness and yoga classes are during the day which is not good for people working full time. The yoga class prices are pretty costly. Bowen Park complex has an adequate gym but the side room being used for yoga was awful (much too small for the class size). The food and beverage area of the Frank

- Crowe is awful. If there is a good crowd at a Clippers game, it is terrible and unsafe with the crowds. Put in a decent sports complex that would include two ice rinks, a good lounge (with windows almost to the floor), sports fields and multi-activity rooms. Have it by the parkway near the Southgate Mall area. We are in the Lynburn Estates area, the centre of Nanaimo, so north or south distance wise doesn't matter to us. Put in a complex that will service the whole community for years to come.
3. A pool, leisure centre, and weight room would be perfect with activities like pilates, swing dance, yoga, and women's fitness area (such as Curves) for 30-40 women's age group.
 4. All in all, I am proud of what Nanaimo has to offer.
 5. All the facilities are north of town, maybe it is time to realize there is a large population base south of town in Cinnabar, Cedar, etc. Try building the new arena/community centre there.
 6. An ice arena in the north end would definitely be used. What an asset.
 7. Any public monies spent in the way should be planned for and saved for. Projects like we have seen in recent years should go to referendum after all the information is known (for example, what land it would be built on and do we already own it?).
 8. Are you considering an arena in the south end?
 9. As a grandparent, I've been aware of the playgrounds. I really like the Waterfront downtown and Beban Park playground. There is not a playground in the Broughton Street area where my granddaughter lives. With all the small children there, that area needs a playground.
 10. "As a member of Nanaimo for 37 years, I would like to see a full facility like McGirr complex. I play mixed softball in Nanaimo and would like to know why May Bennett (a fenced ball field) is \$42 to use, and Trofton Park with no fences is \$42. This should be a "B" field for ball and an "A" field for soccer. I feel the city should put some money into Trofton Park, such as cutting out both infields for ball and putting up outfield fencing like at May Bennett."
 11. As a newcomer, I found it hard to find good directions, maps, etc. to beaches, trails, and natural areas. Areas are often poorly signed (Jack Point) or hard to assess for suitability (how far, hard, groomed are the trails and where are access points and parking). As a working woman, I am frustrated by the preponderance of fitness classes only available in week day mornings. As a shift worker, I am locked out of many activities as they are only offered once on consecutive days (e.g. every Tuesday evening). If some things were offered say for example every Tuesday or Friday, many more could fit classes into schedules.
 12. As a tax payer, I don't feel we should be responsible for off-leash dog parks unless the dog licenses are sufficient to pay for the upkeep. Part of a school ground was closed because the children were coming in laden with dog poo. Why are you concerned about new facilities when you don't have the capacity to administrate the ones you have? Twice in the last month I've been jumped on by a large off-leash dog on a trail walk.
 13. As Beban Park has been taken over as a sports area at the expense of the fair grounds, which was its original purpose, this matter should be considered. An area of land further out of the city should be developed for a fairground for dog shows, fairs, horticultural society, horse shows, etc. This would free up space at Beban Park for more sports grounds within the city. Such an area would supply open green space, area for dog walking, cycling, and other organized activities that require open space. Also, a simple covered enclosure for Bowen Park Pool would lengthen the time the pool could be used each year without great expense.
 14. As I am elderly and walking impaired, most options do not apply to me. I am aware of the need for more rinks for hockey practice. I highly recommend contact with schools and the promotion of nature-interpretation walks and tours for children.
 15. As of May 1 each year, the areas that have water and allow dogs decreases tremendously. I would love more water spots for dogs, even if just designated sections of each beach or even a small area so they can swim and cool off.
 16. As per section 9, I'd like to see more money spent in South Nanaimo as to North Nanaimo. John Barsby School football field is in desperate need for lights outside as our kids can practice on their field. We also need more programs for our teens. A place so they can have teen dances and hang out after swimming etc.
 17. At least part of Mount Benson should be turned into a park with multi-use trails. The north face should be preserved for the people of Nanaimo.
 18. At our age, we do not use the existing facilities but do encourage more that will provide areas and buildings for family use and keep children fully active and occupied to keep them from getting bored and into trouble. Also, encourage the parents to get involved with their children's activities.
 19. At the swimming pools, the change rooms are disgusting most of the time with floors full of dirt, sand, and hair. We need some better ways of keeping the floors clean.
 20. Attending the Port Theatre can be very difficult due to parking limitations, especially for seniors. If a conference centre is built, it will not benefit taxpayers. The money should not be squandered on such a white elephant, but rather used for improving recreational and cultural activities for those of us who pay taxes in Nanaimo.
 21. Availability of rooms for teaching children is a problem. We are availing ourselves of Woodgrove Centre but it is not always available. Maffeo Auditorium needs upgrade (tables and chairs) and storage is a problem. Could use more pathways away from traffic. A path right from the ferries to Pipers along the shore would

- be great. How about upgrading the downtown Community Services building. It is at a good location since it is easily accessed from Ladysmith/south area and north Nanaimo. It could use more storage areas, an attendant to set up tables or/and better tables and chairs. If you buy new tables, please consider that the edges need to be usable with clamps for holding needlework steady. Some of the new lightweight tables are useless for that. Chairs should not rip clothing. Need more skateboard and bicycle access. Major byways (Hammond and Departure Bay Roads) are too narrow for walkers and cyclists safety.
- "Basically there isn't an art center in Nanaimo other than at Malaspina College. It is disappointing to see greatly scattered art ""galleries."" One never knows what is being referred to, no addresses when in announcements. Check Prince George for a coordinated art gallery which is there for all artists. A facility for multi visual artists is a must. The many scattered art outlets just eliminates peoples access to art. Going from ""store"" to ""store"" is not good. The community center at Rutherford/Oliver would be much better placed in the aforementioned Lantz/Departure Bay area as there are ten to fifteen thousand people who have very little community space. The population at Rutherford/Oliver is close to Beban Park."
22. Better access to information (i.e. notice boards in malls). Need information on hiking trails, trail access, length, and skill level.
 24. Better programs are needed.
 25. Bowen Park could be upgraded. It needs ponds and ducks more visible along Bowen Road and more grass mowing. More open space and flowers are needed everywhere. Downtown especially needs beautification.
 26. Build and maintain good facilities, particularly fields, for low cost sports, like soccer and softball, and there will be fewer kids hanging about which will reduce policing costs. It will, also, allow sports organizations to hold tournaments which bring people and money into the community. This has worked very well for Kamloops and other cities.
 27. Bus connection times from the south end to Beban are often a problem.
 28. Calgary has periodic and changing art displays that attract visitors. For example, they had cattle statues, each painted or decorated by different local artists at different locations around town. It would attract people to otherwise unknown areas to see all the varied pieces.
 29. Can someone organize student bands to play in the Maffeo Sutton area?
 30. Chemainus is known for its murals. Thrust is needed to make Nanaimo as a destination for culture (art, theatre, multiculturalism). Businesses should be encouraged to make their places more aesthetically attractive. Encourage businesses to follow through with this with use of revolving displays of local arts (paintings, sculptures, pottery, etc).
 31. Children's ballet classes need to be located closer to the Frank Ney Elementary area.
 32. Cleanliness in public washrooms, especially outdoor parks, could be improved (e.g. Beban Park).
 33. Community Center for adults.
 34. Compared to other cities our size, we have been left behind. Need more ice rinks immediately. Start doing this right. The residential taxpayer should get the benefit as they must pay the bill.
 35. Concentrate on South Nanaimo. We need a community center with fitness area.
 36. Considering the tax base, the number of parks in Nanaimo and their excellent level of maintenance is very impressive. Nanaimo and citizens truly enjoy the harbour walkway over the Lion's Great Bridge! Then there is the fine swimming pool opened within the last few years. Sorry I was on holiday when your survey arrived.
 37. Continue keeping our parks clean. Focus on the amazing potential of the trail systems (Westwood Lake, Morrell, Benson and the Ridge). Keep logging off the face of Benson.
 38. Continue to support Port Theatre. It is very expensive and time consuming to attend events in Vancouver. A major league level hockey and/or baseball team, along with suitable facilities, should also be pursued and achieved within the next 5 years to compete with equal or less population base.
 39. Develop bike paths which do not run in busy traffic areas or beside highways.
 40. Do not allow logging on the side of Mount Benson facing Nanaimo. It is the first view one sees when entering Nanaimo and the hiking trails need to be preserved for community use.
 41. Do you need to pave all the trails in Nanaimo? Could they be left with loose gravel or bark mulch and resemble more of a nature trail?
 42. Don't feel safe going to downtown facilities (too much crime, etc.)
 43. Enforce the lease laws in our parks. The dog owners have their own off-leash areas, yet they still let their dogs off the leash in areas such as Piper's Lagoon. As usual, a few inconsiderate ones ruin it for people. The rule needs to be enforced!
 44. Even though I pay very high taxes, there are very few facilities in the north end of Nanaimo.

45. "Every inch of this country is environmentally sensitive. I don't see parks and recreation doing anything to protect the land. No additional taxes as they are poorly spent now. Reroute money that exists for more facilities. Some of the courses offered in the leisure guide are a bit "hokey". We are a culture-rich area but it doesn't show in the courses offered. Focus more on natural areas. They cost little and reduce the need for "facilities". They make Nanaimo-ites proud, healthy and happy. Parks and recreation would do best to focus on getting better, not bigger. Could parks and recreation acquire the old Malaspina Hotel site and turn it into a satellite of Georgia Park and an addition to the walkway. Imagine a big Garry oak-filled field with a water view. Good for fireworks, tourism, and community spirit. Imagine a view for tourists driving down Front Street "Oh, Nanaimo really is on the water!" (think Parksville). Imagine the farmers market in that new meadow under the trees on the ocean instead of a big barren, hot and windy, manmade concrete flatland where it is now. Yes, do it."
46. Everything can be improved on. The city is providing excellent Parks, Recreation, and Cultural service.
47. Extend the sea wall trail along Departure Bay Beach to connect with south end walkway.
48. For the size of our city, we lack in number and quality of spaces for organized sport. We need hockey facilities, all-purpose training grounds for soccer, and another gyro park setting facility for baseball/softball as a stadium-type setting would show Nanaimo-ites and visitors alike that we are serious about our quality and commitment to youth recreational programs. Further, it would be wise to use a lot of what we already have in order to improve the quality of our facilities. We have some great facilities, but are in need of more to keep up with population growth. Caledonia Park, for instance, was once the most admired soccer atmosphere on Vancouver Island. It has been over-used or used by different interest groups not compatible with each other. We do need more facilities, but they do not have to be new, just designated for each seasonal sport. We have a lot of parks for nature, now we need more for when we get down to business.
49. Generally speaking, Nanaimo park system is quite good.
50. Generally, you have a good response to needs.
51. Get rid of the Petro Can tank farm on Stuart Avenue and put in a playground/park.
52. Go to Sechelt and look at Porpoise Bay Park. It is a model most cities in BC should follow. It has a swimming area, covered log buildings, barbeque pits, picnic areas, and is kept immaculate. Our areas look so tacky in comparison.
53. Great job!
54. Great job! In new development, plan more trails and open space. Consider a library in the north end.
55. Great job! Keep it up.
56. Harewood Mines Water Park is great. We need more neighbourhood parks in the Harewood/Fairview area. The only playground is Fairview Elementary.
57. Have resided 20 months in Nanaimo and overall it seems okay.
58. Have the coastal area of the green belt on the north side of the 4900 and 5000 blocks of Fillingar Crescent more accessible so that people can safely use this asset.
59. Having moved from Calgary about six years ago, we were delighted that Nanaimo had such comprehensive Parks and Recreation programs. Our three children have taken happy advantage of a variety of your programs. When conflicts have arisen, you've been quick, flexible and generous in allowing us to make changes to our kids activities. You're doing wonderful work.
60. Having moved here some years ago, I decided to live in this south part of town because I became keenly aware of what was happening in the north: the haphazard planning and absolute tearing down of trees to accommodate sprawling malls resulting in empty stores downtown and lack of people going there. To my horror, we are now faced with the prospect of eliminating Mount Bastion of trees.
61. I have observed that the city has a focus on adult/senior activities and on enforcement. Teens and youth are not embraced by the community. If a community is to be healthy and support each other, then we adults have a responsibility to include youth. Support for families is crucial. I'd like to see activities that are alcohol free including child care, swimming, dances, and other family activities. Keeping the cost down is important, especially for families who don't have a lot of money. Lack of natural habitat trails in the north end is obvious and is a great loss. I'd like you to consider more trails and parks there.
62. I am a 55-year-old single woman living on a disability pension. I am not eligible for most senior programs. I know that there are some programs available but at a higher price than seniors pay. I would like to see the age limit lowered and access to programs at seniors discount made available to early retirees on low incomes.
63. I am a 69-year-old male snowbird from Manitoba. Therefore, I do not feel that I should comment about the survey in detail. However, I do ice skate regularly in the winter at both arenas, especially during senior mornings at Beban. My wife and I have used the excellent facilities at the aquatic centre and pools. The emphasis on trails for biking and walking are very good. Keep building them. I do feel that Nanaimo could use a new arena to replace the Civic Arena. Pools and arenas are costly but there is never too many for any city.

64. I am a current member of the Bowen Park Seniors. The new lounge is good, but a covered entrance from the drop off area to the main door and side doors would greatly improve this facility. It would have to be high enough for the buses to go under, similar to the ones at Nanaimo Senior's Village.
65. I am a heavy user of your services. I really like the online registration. I wish more of the children's programs were outside my work hours - after school doesn't work for working parents. Another ice arena would help with this. Its possible to get swim lessons after work but not skating lessons.
66. I am a single female over 60. I think the city parks have done a good job.
67. I am an able bodied woman who loves the green space and recreation services that Nanaimo has to offer. I do have the privilege to work with children with development, behavioral and intellectual disabilities. I am concerned that there are not enough programs staffed by persons able to provide supervision during recreation activities. Many families are forced to attend with the child when they don't have the time. Therefore, many of these children are not given the opportunity to take part.
68. I am dismayed by the lack of activities available to single parents.
69. I am extremely happy to see natural/passive park areas being set aside (purchased).
70. I am fairly new to the area. I do enjoy the Bowen Seniors.
71. I am happy with most of what is offered. I can only hope to see more affordable activities available for single parents, like me, to be able to do more and join the activities.
72. I am impressed with the quality and diversity of our municipal facilities. We need more rink facilities. I walk at the waterfront daily from Beacon to CIBC Wood Gundy and return, and it is wonderful. My sole negative observation is the abundance of signage prohibiting cycling, skateboarding, etc., juxtaposed with the almost total disregard for the signs. I have rarely seen any cyclist dismounting from their bike while crossing the bridge over the Millstone River. I have witnessed almost total absence of enforcement. If there is no compliance and no enforcement, then remove the signs. People should not get into the habit of violating regulations or by-laws.
73. "I am living in a quiet area and would like it to remain quiet. There are not a lot of young people in this area (Oliver Road) and I would not appreciate young people being ""trucked in"" to an arena where there would be a lot of noise."
74. I am looking forward to the extension of the sea wall/walk continuing towards Departure Bay area. I just moved here one year ago and I believe that the beauty of the waterfront is under-utilized and a potential gold mine for tourists, locals, and attracting new residents.
75. I am truly impressed with the amount of involvement the city provides for the citizens. Nothing is ever left without improvement and the city seems to follow that fact well. I've complete and total confidence in our systems and know that all future activities will promote health and well being for the citizens of Nanaimo.
76. I am very pleased with everything that PRC does. There are minor, niggling problems (like too much asphalt in the parks), but the city has the best PRC of any city I have seen by far. Good work. Beban fitness room needs maintenance. Beban saunas work sporadically and more attention should be paid to change rooms.
77. I appreciate how responsive the Parks and Recreation department are to requests and needs of the various lobbying groups. I would identify a need for another large piece of property similar to Beban Park in a central location that could expand the existing facilities for dogs (sports, training, off-leash walking paths, and a jogging facility for people and dogs).
78. I believe a proper arena, like Bear Mountain, would be an asset to our community. It would help to provide more ice time for minor hockey, a proper venue for junior hockey, and more concert and convention space. I do not believe a convention centre for Nanaimo is a good use of tax money. I like the idea of a properly designed multi-use arena. Off leash dog parks, such as Ambleside in West Vancouver, are needed here. That facility is used by many different groups such as joggers, walkers, cyclists, and dog owners. The area has sand beaches and water access for the dogs. This is needed here.
79. I believe that the recreation and cultural services in Nanaimo are excellent. Having moved here from the Mainland ten years ago, we feel very much at home here and we love Nanaimo. However, we are dog owners and we would like to see one of the large parks, like Neck Point or Pipers Lagoon, become an off leash park for limited hours every day (for instance 7:00 a.m. until 10:00 a.m.). We walk our dog there almost daily anyway and 99% of those using the park at that time are dog owners. Victoria has about four off leash dog parks. I think we should have one, and I don't mean the field on Labieux Road, a place where you can go for a nice walk.
80. I believe the maintenance of Caledonia Park (Nanaimo's premier soccer facility for adults) is kept in extremely poor condition. For my tax dollars and the team field fees, I would expect more from the city in terms of maintenance and upkeep.
81. I cannot honestly answer most of the questions as we have been unable to use the facilities that you provide, but do appreciate what limited opportunities we have had occasion to use them.
82. I can't add anything other than keep up the good work.

83. I did not answer #11 for I find the location to be too inconvenient for me and my grandchildren. As I said in #9, there are a lot of people ready for an arena, park, or recreation dome on the south side of Nanaimo and not another bar or liquor outlet.
84. I don't get much chance to use the facilities but I am glad they are there. Are there plans being considered to use the facilities of the four local schools being shut down? If so, what are they? As a resident of the Rutherford area, I have concerns regarding the privacy, traffic, parking and noise where the community center will be located as well as how the natural environment will be affected (e.g. which trees will be cut down and which animals). One of my favorite leisure activity is to walk along rural roads and trails. I get more pleasure out of seeing the natural bush and settled farmland than I do a building, parking lot or a soccer field. I am concerned of the increasing amount of development that has been done over the past ten years, particularly in the north where trees are cut down to make way for huge warehouse stores and office buildings, and homey acreages and farmland are lost to subdivisions. I would be interested to know how you will maintain the rural integrity of our neighborhoods so that the whole city doesn't become a suburban/urban jungle that requires a long bus ride to enjoy some trees or some pastures.
85. I don't use the gym because I have to pay a full admission, yet my gym use would only be for a maximum of 20 minutes per day. This is because it has to all fit in without my paying for a sitter which I cannot afford. To make this more clear, I would like to use the gym for less than a half hour per visit, but I don't because it is full price even for that amount of time. It would be great if the gym was affordable to low income people.
86. I enjoy seniors days, swimming, and exercising very much.
87. I feel Harewood and South end areas are being neglected, possibly because they are lower income areas. There are people in these areas who could use some of the services you provide.
88. I feel Nanaimo needs a 5,000 to 10,000 seat arena that can be utilized for hockey, lacrosse, concerts, and conferences. Look at Kelowna, Victoria, and Kamloops. I am a third generation Nanaimo-ite and I'm sick and tired of the likes of the Civic and Beban. They are a joke.
89. I feel that because I am a senior and a widow that many of these questions are unrelated to my needs. I do believe here in Nanaimo we have great parks and fitness facilities. I agree the one thing needed is a new arena for the ice time. I enjoy the senior programs and fitness held at Bowen Park.
90. I feel that my use of such facilities as discussed in this survey is minimal and thus my opinions are less valuable than those of people who make use of such facilities.
91. I feel that the community is well served by the Parks, Recreation & Cultural services in Nanaimo. The survey, in my opinion, could provide a skewed picture of people's opinions on number & usage by limiting response options.
92. I feel that there are a good number of facilities available.
93. I feel that we as a city are missing out on a great opportunity to redevelop the Civic Center. A new arena there, as home ice for our Clippers, would free up ice time at Beban. A well-thought-out complex downtown would not only benefit the city's downtown core, but also would be a financial boon to Parks and Recreation who would own the building and would sub lease to concessions as well as the hockey team.
94. I feel that what parks and recreation provides, it does well. My personal opinion is we are desperate for more ice availability, as we are behind most other communities of comparable size or smaller. Also, some program times cater only to stay-at-home parents who can get kids there right after school, and not in the early evening or after dinner.
95. I feel the arena issue should be solved by putting in a major arena 7-10k seating for tier 1 hockey.
96. I feel the city is doing the best it can. Everything takes time and I feel in the twelve years I have been here, a lot has been done. The only thing I think we need more of are water parks.
97. I feel very strongly that we need more ice surfaces in Nanaimo.
98. I feel we need more programs/facilities targeted at teenagers. They need opportunities/facilities to get them off the street. However, this likely should start before they are teens so that they evolve in this direction naturally.
99. I find nothing wrong with Nanaimo except the downtown area. It looks like a ghost town. We need facilities for tourists and to clean up our streets.
100. I find that certain groups, like the hockey association, seem to get more attention than the interest of other groups. Yes, it would be nice to have numerous new ice rinks, however, facilities should be for the majority, not the minority. I am not interested in building new ice rinks just because someone wants a professional WHL player in their family. If there are so many prospective professional hockey players in Nanaimo, then building and operating a private facility should be very profitable to investors.
101. I found it difficult to properly complete this questionnaire as we are both in our late 80's and are no longer able to participate in the parks programs. We did play tennis at Mae Bennett Park until we reached 80, then age got in the way. We abhor the mess some people leave at the park near us. I walk there on occasion

- and constantly pick up McDonalds, KFC and other garbage left lying around by slobes when there are garbage cans within reach. Now I see they have pushed over part of the inside fencing and left beer cans.
102. I gave up my car when I turned 80 years of age and I don't get to all the places I used to go and enjoyed in Nanaimo so much. I have always enjoyed walking but a few years ago Rotweiler held me at bay and, although he didn't bite me, I was terrified. Now, I just walk where the traffic is heavy and dogs still frighten me. Just recently I was on a beach and a dog in the water dashed out and jumped on my chest nearly knocking me down. Needless to say, I got wet but thanked God I didn't fall. Came home wet and very upset. My understanding is that dogs are to be on a leash at all times and this is my complaint. I really wish this law would be enforced.
103. I have always been impressed with the maintenance of Bowen, Beban, and Waterfront Parks.
104. I have always been very happy with the programs I have enrolled in for myself and for my preschooler. Very reasonable prices, excellent staff, as well as friendly and helpful service for registration; keep up the good work. I would love to see another recreation centre. Rutherford is a great location to serve the north end. I would personally use the Beban Centre as well as the new one.
105. "I have been hoping to find a good aerobics class since I came to Nanaimo almost a year ago. Aerobics are great for ""oldies"" but I am still looking."
106. I have been walking my dog in Bowen Park for the last ten years or so. Last week I found I was alone in the park as dog walkers have disappeared. I am at a loss as to why, but I am afraid it is due to the lack of security in the park. I am especially concerned for the un-streetwise students from the nearby college that cut through the park.
107. I have never heard of a theatre where ballet is performed and not have space for an orchestra. I went with a friend from Burnaby and we experienced piped in music for the ballet performance.
108. I have only been a resident of Nanaimo for two years and am now 53. I do not partake actively in sporting opportunities to the same degree when younger. However, I am impressed with the number of parks, trails and sporting opportunities. The beach volleyball courts placed at the east end of Bowen Park are another welcome addition. I enjoy seeing the young people enjoying themselves there when I am out for my noon hour run. Well done Nanaimo. You are providing good opportunities for our young people to keep themselves occupied in healthy exercise.
109. I have very little knowledge on the subjects in questions 4, 5, 6, 7 and 8. It's impossible to answer these questions when the facilities have never been visited or even seen. I have little or no idea as to how many of each type of facility/service exists. Consequently to comment on quality is impossible. Poorly designed questionnaire. You are going to receive a lot of skewed, inaccurate information.
110. I like all the beautiful parks here in Nanaimo, including the Waterfront walkway. It is one of the main reasons I moved here.
111. I like Parks and Recreation. I have taken several classes and think I get great value for my money. There is a good cross-section to choose from. I think they do a good job of meeting the needs. A park in the north end with walking/cycling/rollerblade trails would be great, though. Also, there needs to be monitoring in place where dogs are not supposed to be off their leashes. For example, at Departure Bay, dogs were off their leashes and chasing water birds.
112. I like to see kids having fun and keeping busy. I think our city offers quite a bit already but if a certain area needs another facility, as a taxpayer, I think the kids need it. We especially need things like skateboard parks that aren't cool to the parents. Keeping kids busy keeps them out of trouble which in turn is great for all of the community.
113. I live near Beban Park and love to swim there and I have also used the gym. I enjoy walking on the waterfront in Departure Bay or downtown with friends and guests, and also in Bowen Park, Buttertubs, Morrell Sanctuary, Piper's and Neck Point. I hope to try some of the other parks too. I enjoy the Port Theatre and think it is extremely well designed (not a poor seat anywhere). Also the College Theatre (again, no bad seats). I think we have great facilities that are well run, well kept, and have found staff who are always polite and helpful. An art show in the green space by the bandstand would be fun.
114. I live near Long Lake and use this body of water regularly for swimming in summer. It is, in my opinion, unfortunate that Parks Nanaimo allow motor driven watercraft on this lovely but small body of water. Sea-doo's especially are a great nuisance due to their speed. They create big waves which is a bad thing for swimmers as it splashes unwanted water in one's face and mouth. In addition, the fumes of the high revving engines are a problem impeding the enjoyment of bathers. It also seems that due to the boring nature of the sport, buzzing the swimming enclosure holds a special attraction for the boaters. Please consider a change of the rules.
115. I love living in Nanaimo because of all the parks and trails.
116. I love living in Nanaimo. We need better hockey/arena facilities. How about a WHL franchise?
117. I love Nanaimo. I am often saddened by development and clear cutting so close to trails and parks. Cable Bay was a wonderful area and it is heartbreaking to see the destruction.
118. I love the natural parks and places for outdoor running and recreation.

119. I love the trails and hiking in Nanaimo. I have lived in a few countries and I marvel at the beauty of Nanaimo. It is truly one of the most beautiful places in the world. We should take advantage of the resources (Mount Benson, the waterfront, etc.) Thank you for Westwood Lake's trails. We could maybe expand them and continue to build trails in Lynn Valley, Cedar, Lantzville, Cinnabar Valley, etc.
120. I love the trails, parks, and wildlife areas. Please preserve them.
121. I love the waterfront, but Swy-a-lana. The old Malaspina hotel needs something done. Arenas are so needed.
122. I moved here a few years ago with my first year living in Victoria, which is a hard city to beat with its picture postcard waterfront, Empress, and Legislative Building. It took a while to settle in here, but now I wouldn't leave Nanaimo for anything. The Harbour is more accessible, easier for parking, and just about the best thing in Nanaimo. Please finish the walk-way soon.
123. I moved here recently from a city four times the size of Nanaimo, and this city has more to offer in terms of public parks, recreation facilities and cultural services. You are to be commended for your achievements in these areas.
124. I never use any of these facilities. The only time I am in a park is when I walk through to get somewhere else, but I am sure they are very good for people that use them. Since I don't use them, I can't give you an opinion on them.
125. I notice that there is no reference to boat launch facilities; maybe they don't come under Parks & Recreation, but with Brechin Boat launch having had its future (as it is now) in doubt.
126. I really appreciate the way the Parks board is extending the trails around the Hammond Bay area and also the E & N Railway.
127. I really like the big wall murals on many of the buildings around town. However, isn't it time we used a different artist? Why should Jeff King get all the commissions for wall murals? We have a plethora of talented artists in this city. Thank you for the great job with the NAC and we love the waterfront activities during the summer.
128. "I really think that on the whole the Parks and Recreation do a very good job and it is hard to please everyone. The only real thing I object to is how much money is being spent on the Port Theatre downtown in the way of "grants" from taxpayers. This was supposed to be a "money" stand on your own when it was built. Wrong again. I just think it is way too much money year after year after year."
129. I received your letter in the mail with my tax notice. I sure don't want any more parks, recreation and culture centres or anything else that won't pay for itself or its upkeep. We are on very low fixed income.
130. I see there is not enough ice surfaces or lacrosse fields in Nanaimo. The Civic Arena is a joke. How old does it have to get before money is put into an arena other than a beer garden stand? If we are going to have a Senior A team in Nanaimo, it would be nice to have an arena to be proud to show off.
131. I suggest a weekly garage sale/plant type market at Beban Park outside in the summer.
132. I think it is so sad to see Bowen Park not being used to it's fullest capacity. There is so much space that much can be done with. If it was improved upon and made to attract more people to it, it would keep the crime down in this area as well as be a park that would be enjoyed much more by the public. An example would be like Beacon Hill Park in Victoria.
133. I think its just fine the way it is.
134. I think LEAP cards should be made more accessible to non-s.s. users. I have two teens and have been in university four years. Last time I tried for LEAP, I was never given an appointment and no call back. I know my income was low enough. Your public events are our best relief/entertainment.
135. I think Nanaimo does a very good job but I am opposed to spending more big money when I see many facilities sitting idle. Why not use the available fields and spaces we have in our neighbourhood parks and playgrounds.
136. I think Nanaimo needs to have night supervision to clean up the parks at night. I don't like my children walking past drunks sleeping on benches. There is also a lot of garbage in the Bowen Park area. Maybe organizing a neighbourhood park cleanup would be a good idea. I think the other parks are in mostly great shape but Bowen needs work.
137. I think Parks do a superb job of making and keeping Nanaimo beautiful.
138. I think that a race track for horse racing would be great for Nanaimo. It would create a lot of jobs. Competition would be from the entire island and the mainland. Nanaimo is the hub of the island more so than Victoria. It was proposed years ago and voted out. We are in the 20th century now and it could add another attraction and tourists could enjoy the race and our weather. Plus we could incorporate fun races with people from the countryside that have ponies and horses. Kids and adults having fun with the whole family.
139. I think that three ice surfaces in Nanaimo is insufficient. A new community centre should contain at least one new ice surface.

140. I think the city should consider agreements with the school board for the use of space and equipment already available in many areas of the city, where not presently used in the evenings and summer (such as wood working shops, meeting rooms, etc).
141. I think the parks in Nanaimo are beautiful and well kept. I am also impressed by the number of walking trails (i.e., Nanaimo). I would really like to see some more local art around town.
142. I think we could use another ice arena. We have to eliminate the need of parents getting up at 5:00 a.m. to take children to practice at the arena. I would like to see Linley Valley and Westwood Lake developed more.
143. I think we need a better bus system so people can get to parks, recreation and cultural events on Sundays and holidays.
144. I think we should try to promote more outside communities in coming to Nanaimo to use our sports facilities and cater more to the groups which do bring other teams to our city.
145. I walk my dog a lot and advocate for off-leash exercise for dogs with their owners as long as the dogs are properly trained. I use the parks a lot. Please designate Westwood for joggers and Duke Point for off-leash.
146. I would just like to say thank you for the great services that you supply, especially the great swimming pools and water parks.
147. I would like parenting courses and playgroups in the new community center in the Rutherford area.
148. "I would like a place to walk my "grand dog"."
149. I would like more wellness classes in the early evening, especially drop-in and ongoing classes like Tai Chi and Qi Gong.
150. "I would like regional annual dog agility championships to be held here. It is very popular in Yukon, BC, and Alberta and draws hundreds of tourists. This could become a tradition like the "Bathub Races" are. How about a year round language centre to attract foreign students and tourists?"
151. I would like the city's support of school events such as opening the gates at Westwood Lake for the high school fun runs. Three hundred kids had to squeeze through the gate. It was ridiculous. I would also like to see the Bowen Park duck pond area fixed up so kids can feed the ducks as I did as a child. Safer and more bike paths linking neighborhoods would be great.
152. I would like to point out that I see tons of construction and buildings going up. What is happening to the animals? I see on Departure Bay that the deer are being hit all the time. What I would suggest is getting volunteers, a few professionals and going to tranquilize the deer and taking them up the mountain. I think the city should recognize this problem. Anyways, I hope someone is an animal lover and takes this seriously.
153. "I would like to see "Art in the Park" or something like "Moss Street" in Victoria."
154. "I would like to see "off leash" areas in neighbourhoods; ones that are accessible without owning a car. Surrey has several of these if you need an example. Please keep plantings of annuals to high profile areas; very costly. I have seen misplaced plantings in natural areas. Also, please consider the context (i.e. purple trees and daffodils along highway). Pretty silly looking. Overall, I love the natural areas & pathways here in Nanaimo. It would be nice to see more natives planted and broom bush removed. I love the huge stands of Gary oaks and camus at Beacon Hill Park in Victoria. I really like recreational amenities here. Our museum needs help. Perhaps when they put in the new conference centre. A visually accessible skate bowl for youth would be nice in the south end. To have something alongside tennis and basketball courts. Teens shouldn't be considered fringe."
155. I would like to see a fitness centre for women only age 45 and older that is located in the centre of Nanaimo. It should be one at a low cost that you pay as you drop-in.
156. I would like to see a lot more natural green spaces among new subdivisions. As they are at present, they resemble a moonscape. Look north of town.
157. I would like to see a new 2 rink arena to give the children more ice time for hockey, figure skating etc. My son being in hockey for a few years I see the ice time decreasing. This is not a good thing when trying to develop children's skills.
158. I would like to see a program initiated by the teachers of our schools in our beautiful communities of Nanaimo. Perhaps, once a month, the children would pick up the garbage which is carelessly tossed by the kids around their schools and in the nearby parks. We already have beautiful parks and trails, but there is garbage everywhere. During gym class, perhaps it would be good exercise to bend over and pick up their garbage.
159. I would like to see a water park/playground at Groveland Park. It is embarrassing to take the kids to this park. Also Nanaimo is in need of a north end off leash dog park.
160. I would like to see art is displayed throughout the waterfront, city center, and theatre areas. It could possibly be indigenous or historical in nature. I think this should be encouraged in conjunction with new development and as a continuation of the heritage concept where applicable. Anything to embellish our downtown core and return it to an area that would encourage pedestrian traffic would be great.

161. "I would like to see classes offered closer to my home (Jingle Pot/Westwood Lake area) like language (French) classes for kids and a water park. We also need more things for teens to do that are cheap and keep them off the streets and out of trouble. I would like to see a gym like "Curves" but cheaper and co-ed. Summer reading programs would also be great."
162. I would like to see instructors that are hired by the City to be qualified to teach a subject, use up-to-date materials and have a consistent study plan. Lowering swim and skate fees will encourage more people to participate, especially those that don't qualify for LEAP cards. Natural setting for off-leash closer to city center. Please leave trees and under brush in place, unlike Beban Park.
163. I would like to see more activities for younger teens (12 to 15 years) for off-school time (spring break, Christmas, summer).
164. I would like to see more consideration given for employment opportunities to young people who have completed all their instruction in aquatics (lifeguard instructor) at the Nanaimo pool. This training is very expensive and time consuming and even after volunteering many hours, it remains difficult to be hired at local pools.
165. I would like to see more of our tax dollars go towards parks and recreation. We are very fortunate to have beautiful parks both near and by the ocean, and hope they can be preserved for future generations.
166. I would like to see more places for young teens and pre-teens to go like a skateboard park or sports courts. They hang around waterfront and other parks and that bothers some people. They need their own safe place to go.
167. I would like to see more structure and supervision for children's programs for six-year olds.
168. I would like to see students hired for clean-up in parks, especially along the seawall (the jewel of the city) which attracts many tourists. These students could also hand out doggie pick-up bags to those walking pets as many people do not take advantage of the bags provided.
169. I would like to see the downtown area upgraded similar to the north end as it is no incentive for a city resident or our tourist. Also the entrance to Nanaimo is a disgrace. Surely something could be done to upgrade the street. Those old fences could be replaced by planting trees and flowers. As for answering all your questions, I am not familiar enough to do that as I do not participate in those activities. Your waterfront is beautiful with great improvements, except there are too many dogs not on a leash and also some who ride their bikes on the sidewalk. I believe you facilities are very good. There have been great improvements since I came to Nanaimo, but I believe the south end is neglected. Our roads are not upgraded the same as the north end. Victoria Road needs attention. Sorry for not answering all questions but am happy to pass on my comments. Will be very happy to see the Malaspina finished.
170. "I would love to have the waterfront trail extended to Departure Bay ferries area. We need security increase in Bowen Park. Do not feel safe walking the trails. We need more "adventure" type programs for young adults, age 20 to 30."
171. I would really like to see more off-leash dog parks in the Nanaimo area. I really enjoy Cable Bay trail, Westwood Lake and Beban but it would be really nice to walk my four-legged kids closer to home. This survey is a great idea. I hope you have wonderful responses.
172. I would really like to see Nanaimo build a community with outdoor aesthetics that promote young and elderly to get out and participate in their surroundings, fostering health and well-being. Create pathways for walking, jogging, biking, rollerblading with sections divided for bike and skate parks and, perhaps, tennis or basketball courts. I strongly encourage you to view the concept of community developed in Whistler Village. I think we would benefit greatly for both local residents as well as for tourists.
173. Ice arena desperately needed for north Nanaimo.
174. If more are to be established, they should be on a user-pay basis. Our taxes are high enough now.
175. "If possible, can this department, and/or which ever other department my be required, make streets available for an annual charity bike race with proceeds going to NRGH? I believe a "tour de Nanaimo", with appropriate and sufficient sponsors, would be a success annually."
176. If possible, have more programs that are running during the summer time, like yoga, exercise and art. Seems during the summer, it is just geared to children.
177. If the lakes in the City of Nanaimo are part of the responsibility of parks and recreation, I believe that steps should be made to remove power boats. This would make it safer and available for other types of boating.
178. If we build it, make sure we put money in the yearly budget to maintain it. I am very disappointed seeing grass along the walking trails (i.e. along the E&N Railway) that needs to be cut.
179. I'm very impressed with all the work that has been done in existing parks in Nanaimo. I'm pleased and proud that we are moving towards more green space.
180. I'm very satisfied with the way things are here. We live in a beautiful city and we have a lot of access to outdoor and indoor activities. The trails are just great.
181. In a wheelchair.
182. In conjunction with the transportation department, we need lots more cycle paths. As fuel prices escalate, more transportation alternatives are needed.
183. In my opinion, Nanaimo offers very little in the way of quality and quantity of ice arenas.

184. In recent weeks, we have had difficulty finding picnic areas for larger groups (30+) similar to what is offered at Bowen Park.
185. In the fall, you never pick up the maple leaves in the park by our house. Lots of them fall in our yard and I throw them over the fence into the park. I have been told you do not have the money to clean them up. As a result, the area looks a mess for months unless I cannot stand it and do the clean up myself. Can you consider doing a fall clean up this year (Stampede Trail)?
186. Include more programs for teens or allow 15-18 year olds to participate in adult programs.
187. Increase the number of ball diamonds in Nanaimo. Expand the waterfront parks. Develop plan/bids to host provincial and national championships as was done with curling for other sports like baseball, softball, tennis, soccer, and hockey.
188. Increased funding should go to Theatre One and the Port Theatre. Increase the number of productions by Theatre One as the quality is excellent. Improve the quality of performers that the Port Theatre is able to bring in to Nanaimo. Also, an off leash park, centrally located, for small dogs only would be wonderful.
189. Irresponsible and inconsiderate dog owners are causing problems for the majority of citizens using our city's facilities. Fenced off-leash dog parks are a real improvement and fair to both dog lovers and non dog lovers. Waterfront Park/Protection Island desperately needs beach clean up to make it usable for small children (Smugglers Park). Dog control on Protection Isle could be remedied with a fenced off-leash do park (not on waterfront).
190. Is Ammonite Falls and other natural scapes around Mount Benson going to be turned into provincial/municipal parklands?
191. It appears that we have more parks now than we can afford to keep up. For instance, I have noticed that at times some areas are not properly kept. Often there is overgrown grass, particularly at Bowen Park and other smaller parks. Garbage is not picked up often enough. Containers for such are overflowing, particularly in the north end of town.
192. It is important that Nanaimo maintain and improve its beautiful waterfront for all Nanaimo-ites. Therefore, city council must be persuaded to ban any and all high rise buildings on the waterfront. We already have one gross error as an example. Young people need playing fields and sports facilities, preferably not too expensive so low income children can take part. My ratings are personal, since I do not use many of the facilities.
193. It is important to keep some areas in their natural state, especially in the north end so that the deer have a natural, safe area to live. The deer are constantly losing their natural habitat to housing. They, also, need a place to live safely.
194. It is important, I think, that all ages are identified in these spaces and not used just for one age group.
195. It is very difficult to control vandalism. The city cannot afford to patrol these areas twenty-four hours a day. Somehow the people that visit these places should be taught the golden rule, to love your neighbor. Applying this, these places would not be abused and littered on. If you see papers, bottles, or cans then pick them up and put them in the proper receptacles. Thank-you for your concern to make and keep Nanaimo beautiful and respectable to us and visitors.
196. It seems obvious that the north end parks have a higher quality of maintenance and cleanliness. This is unacceptable.
197. It would be nice if the senior therapy swim and exercises were in the afternoon.
198. It would be nice to have courses in the neighborhoods. It could be a mix of some in daytime weekdays so parents could attend while children are in school and some at night for people who work during the day.
199. It would be nice to have more classes offered in the evening (e.g. yoga). It seems a lot is geared towards seniors who don't work during the day. Also, it would be nice to be able to get gym time for organized sports earlier than 9:00 p.m.
200. It would be nice to have more concerts in the park on Sundays.
201. It would be very helpful if larger parks had washroom facilities. Larger parks with paths or railway systems also require routine security patrols to discourage the increasing criminal/illegal activities occurring in these areas. The community at large would benefit and the users would be safer.
202. It's all about quality, not quantity. It is important to have more free events. Small events are often better than the big blowouts. The New Years eve festivities should not be funded by the city. Same band twice in a row, bad idea.
203. Keep it up.
204. Keep Mount Benson as is. Continue the waterfront trail on along Hammond Bay.
205. Keep the park (green spaces) happening. With our population expanding, we need to keep the green. Help save the north face of Mount Benson. We also need more garbage cans in public areas.
206. Like what I see with trails and bike paths. The seawall on waterfront needs expanding to Departure Bay for example. It is getting very busy and as we grow, there will be more need. More waterfront cafes and music in the park. Based upon the potential size of Nanaimo, we need more park space and not just little ones dotted here and there. Should be big, like Mt. Benson for example. I also think that allowing public lands to be used for personal needs (i.e. the Pitch and Putt)

- where I have to pay twice (taxes and entrance price) is ethically wrong. The use of public areas (i.e. the new volleyball courts) is great. Everyone still has access at no extra cost.
207. Like what you are doing. Would like to see more large scale events like Christmas light-up (e.g. Halloween bonfire, Christmas caroling).
208. Loud speakers in Maffeo Park are set to high and cause noise pollution to local residents.
209. Love the public trails and pathways and would ask for more please. The number of parks and green space is impressive compared to most communities. It enhances the quality of life tremendously. I think expansion of the seawall would be another area to work on as well as perhaps a foot bridge connecting to Newcastle Island.
210. Lower prices for monthly fees for swimming/aqua size.
211. Maffeo Sutton Park is generally kept clean but garbage cans should be emptied more often, especially during the busier months and when there are events. Washrooms should be renovated inside like the one by Troll's. Smaller parks need better maintenance, too, like grass cutting, emptied garbage cans, and more often planting flowers.
212. Maintain green space (e.g. below Pioneer Park sports field, highly valued by dog owners and others, is priceless, forested land. This area is used by a variety of birds, too. Please maintain as much green space as possible on site and nearby the proposed recreation facility near Turner Road. Maintain as natural space with trails the former Saxer property next to Lewis Road. The beach below Eagle Point should have dog access reinstated in summer for responsible dog owners with dogs on leash.
213. Maintain the parks you have. They are wonderful.
214. Maybe a mail out guide would be good on the activities available before each break in the school year to help parents make more organized decisions for child activities available to us.
215. McGirr ball field is quite noisy for a residential area. Would not like to see any expansion or extended hours. Should not start before 9:00 a.m. on weekends.
216. Monitor and fine dog owners that break the rules.
217. More access for people with disabilities, especially those who need scooters or wheelchairs. Path around Westwood Lake has gates making it impossible for my scooter. Mostar to parkway has no sidewalk/access.
218. More and more people now realize the importance of exercise in the maintenance of health and physical fitness. Increasing numbers of people are visible on park trails. It is, therefore, paramount to maintain and improve these areas.
219. More buskers should be able to perform in Nanaimo and more open stage places (like Mateo Sutton stage) could be built that would encourage people to perform and add more spice to the community.
220. More facilities located at north end (no water parks, swimming pools, etc).
221. More ice arenas are needed for the kids. It keeps them out of trouble.
222. More ILE facility and another outdoor pool are needed.
223. More off-leash dog areas.
224. More ongoing adult education and courses of general interest please (e.g. art classes, dance classes, painting in the park, photography). Rather than always on Saturdays, how about six Tuesdays in a row; much easier to book off work.
225. More open times at pools for adult only.
226. More power skating and scrimmage time is needed for children. Options to provide minor hockey with more ice time should be explored.
227. More recreational facilities should be provided in south Nanaimo. Nanaimo needs a minimum of two new ice sheets. South Nanaimo needs more community centers for meeting space.
228. More senior programs in the north part of the city.
229. More services are needed in the south end of Nanaimo.
230. More skateboard parks for children to keep them off streets and sidewalks. Another ice arena so that the young and upcoming children in hockey have more appropriate ice time for practices.
231. More sports-playing fields at south end of Nanaimo. Most school fields are not kept up as well as parks fields are.
232. Most activities for seniors are downtown or near downtown. The north end needs a seniors activity centre. An awful lot of us live here.

233. Most do not appreciate what is available right under our noses. We expect too much. I have traveled over fifty countries which has opened up my eyes. I have had many visitors from other countries. They think this God's country and I totally agree.
234. Most things are fine, but seniors have difficulty with fees.
235. Move Nanaimo Kayak and Canoe Club from Long Lake to another lake such as Diver Lake or Westwood Lake designated as no power boats before someone gets hurt. I have seen the people in the canoes and kayaks spread out all over Long Lake to impede people in power boats and p.w.c.s numerous times. They stay in a little group until they see a power boat or p.w.c. being launched and then they spread out and all over and impede the powered vessels. Brannen and Long Lake are the only lakes in the City of Nanaimo for power boats. Please put canoes and kayaks where they belong on lakes designated no power boats.
236. My age and health prevent us from taking part in community activities, such as we did ten, or so, years ago. However, two complaints which affected us ten, or so, years ago, we still have today. The bicycles, skateboarders, and rollerbladers on the waterfront make walking a dangerous occupation. Even where dogs are restricted or banned, the trails and grass areas are, more often than not, covered with excrement. It takes me more time to clean my shoes than it does to walk the trails. Stricter controls must be devised, otherwise, we will have to give up one of the few pleasures still left to us.
237. My children are very active in community sports. Practice times are always hard to make. We need more available fields that are lit for evening practices. Sport clubs charge way too much for registration.
238. My children participated in the L.I.T./Quest programs when they were younger. They now work for Parks and Recreation. These programs are a very important part of our community and keep kids busy and out of trouble.
239. My granddaughter, age 23, says a less expensive gym would be much appreciated. How much will the Rutherford facility increase our property taxes? It is unfortunate that City Hall has not surveyed us in regards to the off again, on again Convention Centre project. I, for one, am thoroughly fed up with paying ever increasing taxes to bring to fruition the pie in the sky pipe dreams of others. I live in a 49 year old house I can't even afford to paint and in the 47 years at this location I have seen my taxes go from \$1 to \$850+ last year. As an O.A.P. on fixed income, I am sure you can appreciate that I do not spend a lot of time contemplating the facilities for 'fun and games' in Nanaimo.
240. My main hopes are for a new swimming pool and arena in the north end and more parks and trails.
241. My mother is 87 years old living in an assisted retirement residence. She does not use any of the facilities. However, we used the seawall regularly in the past.
242. "My only ""want"" that is not met is the allowance of partial days at summer day camps. As it is right now, I believe that you must register for the whole week. We only need 2-3 days per week."
243. My recent tax notice contains an increase of 43.3%, so you can see why I do not want any more services.
244. My wife and I are seniors, ten years in Nanaimo (Cameron Island) and now in North Nanaimo, both increasingly disabled. We are aware of but have not used the great facilities of Nanaimo other than waterfront and views. We anticipate that other family members appreciate and will use all amenities. We have come to know Nanaimo as one of the premier places in Canada to live a full life with all needs and amenities well met as long as one can afford them. Unfortunately, seniors who outlive life expectancy on a fixed income based on values of forty years ago and social security nets of those years are sadly deficient in the ability to enjoy the benefits available at current cost unless sufficiently wealthy. A person like myself at ninety, always employed until mandatory retired at 65 and moderately successful, exhausts savings and finds oneself unable to get new teeth or a wheelchair without borrowing the needed funds and incurring additional demands on a stretched fixed income.
245. Nanaimo definitely needs more family-type recreational facilities and attractions.
246. Nanaimo desperately needs more ice surfaces and not just one but maybe a multiplex of two or more arenas.
247. Nanaimo has a lot of very well utilized parks and well maintained. Would like to see continuation of seawall go ahead. Another multipurpose pool would be an asset.
248. Nanaimo has a very small beach area at Departure Bay. Head-sized rocks should be removed and dumped close by where there are rocks already. The placing of logs to make little squares is a waste of time and effort. The next very high tide will re-arrange the driftwood to its previous state. Don't allocate beach space by log squares. How many people per square? Any rocks which cannot be moved by waves will attract marine growth such as barnacles. Very painful to the naked feet of bathers. Put a front-end loader at a low tide to work. It shouldn't take too long to make the beach respectable.
249. Nanaimo has done a great job of trails especially the one along the Rail & the parkway. Keep up the network as the city expands.
250. "Nanaimo has great parks and trails which we used to use almost every weekend, until the dog regulations came in. The last time we walked around Westwood Lake, only three out of about fifty dogs were on leash. The last time we walked to Cable Bay, we were ""set upon"" by five or six labs who were completely out of their owner's control. It was better before the dog control rules were instituted. At least you did not expect to be able to walk free of bothersome dogs. Our recommendation is to either supervise the trails or forget the regulations."

251. Nanaimo is doing a pretty good job.
252. Nanaimo is too close to Vancouver and Victoria to be able to attract sufficient fan support for professional sports requiring a major arena or complex. Up to 3000 seats would be satisfactory unless private companies are involved (perhaps even for a small complex). A smaller performing arts centre in the downtown area, say 300 to 400 seats, is now required. The city's participation in a joint restoration of St. Andrew's United Church facility should be a must.
253. Nanaimo is way behind in recreation services compared to smaller communities. Port Alberni, Williams Lake, Prince George, Kelowna, Kamloops have wonderful facilities. I drive bus and take people to use facilities in other towns and they are great while we should be embarrassed with ours. I have coached sports for over thirty years and watched our facilities grow old and not been kept up. You are doing a good job, not a great job.
254. Nanaimo needs a 5000 seat multiplex. It should be the number one priority.
255. Nanaimo Parks are pretty good, especially Neck Point and Westwood.
256. Nanaimo residents pay a high rate of property tax relative to surrounding communities. Why are so many neighborhood parks left unfinished/unkempt and up to the local residents to fund playground equipment, etc.?
257. Need mining and native displays/museum. Would like to see facility for south Nanaimo. We are lucky to have all the existing parks. Let's enjoy, respect and take care of them when using.
258. New Castle Island is provincial. City should insist on open bids for maintenance and ferry. It should also be checked monthly by city and not left to deteriorate as some other parks.
259. New facilities and services should be privately funded and user-pay. Adequate facilities are in place and it is not fair to taxpayers to have to support facilities and services that they are unable or financially unable to use (for example, Port Theatre).
260. New skateboard park is an excellent addition and well-used.
261. No additional taxes, please.
262. No convention centre is required. Taxes are already too high.
263. No tax increases, please.
264. No, but this questionnaire was useful to know that improvements are sought after.
265. On my street, there is a park not used by children. Children play on a very narrow street with hockey, bikes and skate boards. They could be injured or killed by careless drivers. I would like to see them be able to play in the park. Children also play with cars controlled by remote controls. I have no children but I love children. We should protect our children.
266. On the hiking pier there is a lot of illegal taking of crab. Please have an officer there to observe.
267. On the topic of off-leash, dog parks, select a park on a trial bases (Collier Dam for instance). Dogs allowed off leash from 5:00am to 8am.
268. On the whole, programs are excellent and staff are great.
269. One suggestion would be to have a center for seniors which would include a lunch bar, pool table, meeting rooms, etc. and would be somewhere in the south end. What about more amenities in the south end?
270. Our city should pride itself on its beautiful waterfront. I strongly believe that we should have more waterfront activities in both downtown and in the North End. Tourism could benefit from nature tours to places like Ned Point and Newcastle Island. The community would be interested in supporting beach clean ups for Departure Bay and Pipers Lagoon.
271. Our family does not use Parks and Recreation facilities to its utmost, however, we do appreciate the city continuing to look to expansion and upgrades and possibly adding new facilities.
272. Our main interest in Parks & Recreation are curling, golf and a walk in the park. Our needs seem to be fairly well met.
273. Our taxes need to be cut, not increased. I know kids need to keep busy but that is the job of parents, not the taxpayer. We have more than enough parks and school facilities (that are underutilized) to accommodate activities. Get the large number of service clubs to take on these projects, instead of taxpayers. Why don't we have a YMCA? If an arena is needed, make the users pay at least half of the costs. If so many people need these facilities, then up the costs. That will reduce demand.
274. Overall, great programs and parks.
275. Overall, I am pleased with services as they are. However, I would like to see conservation and nature-related parks/services as a focus for the future.

276. Overall, I think you have helped make Nanaimo a beautiful place. I enjoy both Beban and NDSS. Unfortunately, I wish we had a facility like NDSS in the north end. Rutherford would be great or Beban Park.
277. Overall, the services are very good. We just happen to enjoy cycling so like the Parkway trail idea. We belong to very few organized groups so don't use facilities like others do.
278. Overall, we find recreation services in Nanaimo to be quite good. We regularly enroll in different programs and find them to be great experiences. I think the costs for these programs are reasonable, but we are on a tight budget so we can't participate in as much as we would like to. We also stick to programs available closest to the north end where we reside. Keep up the great programming.
279. Parking can be limited and expensive.
280. Parks and green spaces are of major interest to us. The green spaces in Nanaimo are wonderful to have. There are quite a lot. They are well-maintained and are a real plus for Nanaimo. I think the city would benefit hugely if it has the foresight to keep the green spaces a top priority by protecting and maintaining what we already have and by planning and finding the resources to add more parks, paths, and trails while, above all, protecting environmentally sensitive areas. The overall health of people is directly related to green spaces. The world needs all its green spaces. Nanaimo could be a leader here as it has a good start.
281. Parks and Recreation is great. The flower displays at Beban are very nice.
282. Parks and Recreation should reach out more to the seniors of Nanaimo and get more of them involved in all city Parks and Recreation functions and activities.
283. Parks, Recreation and Culture have lots of parks and recreation opportunities but offer very little in other cultures. I feel there should be some multi-cultural centre/museum where different cultures are highlighted and the community can participate and learn about them.
284. Parks, Recreation, and Culture staff are fantastic, especially at the Bowen Complex and Nanaimo Aquatic Centre. Summer programs for youth are too expensive for young families.
285. Parks, Recreational & Cultural services need to be increased in numbers, and with greater promotion for attendance and lower cost to the society.
286. People don't clean up after their dogs. I think bikers should use a bell when they come up behind you to pass on a path.
287. Plan youth hostels and coffee houses. Develop more interpretive trails at Long Beach with the signs like at Neck Point. Look into corporate sponsors.
288. Plant more beautiful trees and gardens in parks along trails and roads. That will beautify the city and enhance its image as we grow. Victoria has Beacon Park. Vancouver has Stanley Park. Make Nanaimo famous for a beautiful grand park in the future.
289. Please build a convention centre downtown near the ocean. Tree limbs could be trimmed better over sidewalks.
290. Please consider large areas of Mount Benson as a natural reserve forest, even if it is replanted, for use as walking/biking trails (up from Westwood Lake and up from GoGo Cedar Sawmill towards downtown Nanaimo). Please do not make large raises in my taxes to support large developments in the north end. I live downtown and I enjoy it here. The north end is like a different city built on consumerism. They will always want more parks, skating arenas, swimming pools, or something. There seems to be very little community in the north end.
291. Please continue the walkway from BC Ferries to Hammond Bay or even Lantzville.
292. Please continue to provide services, trails, and sidewalks to the residences in the south end of town.
293. Please enforce dog control in parks and on pathways. Please provide seven-day-a-week enforcement. We have used parks and trails for over 20 years and never once seen much needed animal control.
294. Please help Nanaimo protect our forests and waterways from big corporate companies. All the research done to protect our rivers and fish habitat has been thrown out the window. Conservation of environmentally sensitive areas is important.
295. Please insert a music program in the Daily News with the times and performers that are presented on the Waterfront Bandstand for Sunday nights during the summer.
296. Please leave Kenwill Park as it is. The park borders the Highlands Strata Units that house a lot of elderly people. With the future development of a recreation centre only three blocks from Kenwill Park, I cannot see a need to further any more development of Kenwill Park.
297. Please provide more litter clean-up and garbage cans in parks.
298. Please save Mount Benson trail network. Also, I am interested in natural areas where I can run with my dog and there's not too many people. Westwood Lake area is getting too busy. Morrell Nature Sanctuary is nice. I also do not want additional taxes ever. Program prices are generally reasonable but prices for skating/swimming sessions are too high. Lower prices would encourage more people to attend more often.
299. Provide a qualified recreation leader at every skate park for minimum one month to establish a club atmosphere and convince each club to police themselves and provide a positive feedback to the community.

300. Provide recreational facilities for all age groups in designated growth centers. Don't cater only to the interests of older people in the Oliver/Rutherford Road area. Look for opportunities to use school facilities for recreational programs and other space-sharing cooperative ventures with schools. More trails to link all areas of Nanaimo together would be good to provide a transportation alternative to cars.
301. Queen Elizabeth II Park needs lots of tender loving care. It should be kept as beautiful as Lana Park. We have enough parks to enjoy and maintain nicely. We do not need anymore.
302. Rather than looking for a large convention center, look at a multi-purpose center that can be versatile and able to handle small to medium-size conferences or conventions.
303. Regarding natural parks and sensitive areas: The lands between Jingle Pot Road and Third street should have more area set aside for Land/Bird Sanctuary. I look forward to the extension of the Departure Bay Waterfront Trail way.
304. Since we have been residents in Nanaimo for only 8 months we have insufficient knowledge to be able to answer many of the questions.
305. Some kind of wildlife conservation place and/or zoo setup would be nice. Nanaimo has no butterfly garden or zoo to visit animals.
306. Some nice music in the parks every week. A gardening club and a chess club. Pleasant volunteers needed, not crotchety because they are not paid. You do it on the cheap. A lot of money is wasted in this department. Seems to be very little interest in Bowen Park on the week end as not much goes on. Empty rooms and hall because they charge too much. The caretaker could lock up, don't need the janitor. In the winter, the mercury lights are on all night on the tennis courts and skateboard pit. Thousands of watts of electricity is wasted as nobody is there. Too many gardeners wasting time drinking coffee in the lounge. Takes them forever to plant something plus large truck standing all day. Poorly organized. Nobody seems to care.
307. Some of the public washrooms could do with a spruce-up and possibly more frequent cleanups.
308. Someone needs to have a website that has all the events happening in Nanaimo - a one stop place. Existing ones appear to be part time efforts and not supported by all recreational/cultural groups. Newspapers are still the best places to keep track, but even they are missing events. We need a full time person actively running a site and getting cooperation from all groups. Also, I am afraid there needs to be more public facilities in the north end of Nanaimo (Woodgrove area). Wellington Library should be much bigger.
309. Sorry, but I think Oliver Road to be a bad spot for increased traffic and not a good site choice.
310. "South end/downtown could use more waterfront parks and less industry. Nanaimo Estuary has old fridges and stoves dumped under the power line that should be removed. Need containers for litter at these places or a sign telling them to take all their garbage with them. There is no provision of tables and benches at Pipers Lagoon and the Estuaries to be able to picnic. Need more shade trees. Bowen Park needs signs for ""deer crossing"" and Buttertubs Marsh Bird Sanctuary needs ""go slow"" signage."
311. South Nanaimo has needs.
312. Spend a little more time caring for lawns and parks. I see the lawn mower at Beban Park when it doesn't even need mowing.
313. Stop spending so much of the budget on maintenance of the parks. The parks look beautiful, whether you cut the grass once a month or twice a month. Save money on the labour and cut it back 50%.
314. Suggest that the orientation be encouraging healthy lifestyle activities with secondary emphasis on arts and culture. Health ministry and city should explore joint activity programming and funding toward healthy active lifestyles. The city also has a role to play in fostering performing and visual arts and music.
315. Thank you for asking the public's opinion. We need more fields for softball. Port Alberni has a beautiful complex. We also need another ice arena. We have to go to Parksville for ice time.
316. Thank you for Bowen Park. Although I lived in Cedar for 45 years my family and myself have enjoyed the facilities, tennis courts and courses given there.
317. Thank-you for providing protected areas like Buttertubs. Please don't ever let development encroach upon such areas. I am not a rabid environmentalist, but I do feel there is a place for such areas. Great job on your trails and downtown waterfront development. I am proud to show visiting friends around this city. The Beban and NDSS pools are top facilities also.
318. The aquatic centre is fabulous. The port theatre is an awesome facility for a city the size of Nanaimo. Westwood Lake trail is a jewel. The seawall walk is beautiful.
319. The aquatic facilities are great. I have used them for twenty years. I would, though, use a new pool in the Rutherford area, but perhaps there are other more needed facilities.
320. The arena needs more skating bars.

321. The arenas and ball diamonds have served my grandchildren very well and are still doing so. Another ice arena could possibly help the parents by not having practices on the ice at 5:00 a.m., but this would be for future kids. Also, the boat ramp at Hammond Bay Road is small for parking. We will need another one in the future. Maybe you could tie in Brechin Oil Tanks and Cement plant property for a waterfront park and boat ramp, instead of high rises.
322. The city is to be commended for the flower beds, baskets, ornamental trees, and banners designed to add beauty.
323. The city needs to add sports facilities to keep up with the increase in growth of the population. We need a stadium to allow sports such as soccer and football, perhaps rugby, which will support higher levels of play and attract community or privately owned teams.
324. The City of Nanaimo maintains their parks, which are available in most parts of the city, very well.
325. The Civic Arena needs replacing.
326. The color scheme of Beban Park is very unattractive! Please make it look more professional by using modern, simple colors. The Harbour city signs are a concern, such as Bowen Road. How long until these banners fade and look awful? Do we, taxpayers, cover that unnecessary cost?
327. The community information centre on Commercial Street could be expanded to include volunteer training and service in the community.
328. The community is doing very well sports-wise, let's do better culturally.
329. The development of waterfront parks, biking trails, and playing fields is excellent. A lot of good work has been done recently. Keep it up. The new pool and facilities are excellent. There may be a need for indoor gymnastics in our wet climate. As far as the theatre goes, finish what we have, such as wall coverings and equipment.
330. The existing parks, like Bowen and Neck Point, are great (so natural within the city limits). Please make sure that parks and environmentally sensitive areas cannot be rezoned in the future for housing.
331. The facilities are very good, indeed. Price and service are excellent. I would like to see more running track facilities for all ages and more outdoor pools.
332. The fitness center is too expensive. It should have a student rate and not have to pay for pwi use. It needs more atmosphere.
333. The Heart Fitness Class at Bowen Park three mornings per week is an excellent program. Also, I enjoy the Thursday afternoon entertainment at Bowen Park.
334. The issue of additional arenas is huge. There are caps of some memberships (hockey) and unacceptable and extremely high cost driving others away. The real crime is what is not represented in this community. Speed skating, ringette, and ladies hockey are missing. Note the female dominance of these unsung efforts. Women represent a huge at risk population and everything should be done to encourage their active lifestyles. Build it and they will come. A major sport facility would pay for itself with the kind of upscale dry floor events it would attract. The piggyback community rink would fill instantly with current overflow and expansion. Ringette and ladies hockey have no regular times. Figure skating in Nanaimo is abysmal. Speed does not exist. No group should be finishing at 12:30 or 1:00 a.m. Please offer subsidized opportunities for the new emerging poverty line group and single parents with kids. Hockey is Canada's game. Plan for the future 2010. We need rinks now.
335. "The kids in the north end of Nanaimo need a lacrosse box to play lacrosse, road hockey, and basketball. Groveland Park could easily accommodate one. Let's get the kids off the streets and into a "contained"" environment where they can gather with like-minded enthusiasts. I am sure there are many more locations a simple lacrosse box could be built. Maybe 6-10 would be a good start."
336. The lack of running tracks is a serious safety concern. In the North end high school, students run around the streets, crossing roads or due to lack of sidewalk on McRobb they run on the street. A serious accident will ultimately occur. Please consider building a track around the sports field.
337. The Leisure Guide has been my main exposure to programs offered. Sometimes I haven't received them at all. The problem with the guide is that it's a one-shot deal and once it hit's the recycling basket, it's gone for the year. I've noticed that you've started to use the newspapers and I think that's a good idea. The success or failure of any endeavour depends upon the advertising and I don't think that you've used enough avenues in the past. It might even be useful to educate the public about your role in the community.
338. The map that you pick up from the Information Center showing where parks are located are inaccurate. The park on Rutherford Road is closed to the public. Others in the north end just don't exist. They are not built yet but they are on the map. There is no parking at them. The map should be recalled until they are updated. As a tourist, I would be so frustrated I would just leave. I prefer the quiet natural parks where I can enjoy the birds and other wildlife we have here. People leave the city to come and relax in our natural settings. It would be a shame to destroy what little we have left in our fair town. Our natural beauty is our biggest asset. Enjoy it, don't destroy it.
339. The more green spaces the better. The recent purchase of Joan Point is wonderful.
340. The more we promote tourism and the beauty of our waterfront, the stronger our city will become. We also need to constantly review the facilities provided for our youth. If we do not provide healthy activities, they will find unhealthy ones to participate in. Also, my teenage daughter enrolled in a latin/salsa dance class and was the only one under 60. Perhaps there should be classes offered for each age group.

341. The museum is very small and hours open to the public are limited.
342. The Nanaimo Aquatic Center is great.
343. The new pool's locker room is maintained in a very unhealthy way. Too much dirt and hair seems to be present constantly. Also, why are there so many short lockers? This is poorly designed. I also have been kept waiting to be admitted into the facility as the staff seems to be too busy in meetings while the public waits to be serviced. I stopped going over a year ago due to these reasons.
344. The new skateboard park in the north end seems to be very popular with youngsters. We should encourage positive physical activity for young people to keep them out of trouble. It would appear that another skateboard park would be money very well spent. No one in our household uses skateboards.
345. The park down by the water near where the Insight Group will be building a condo (Front St.) needs regular policing. There is all sorts of untoward behaviour going on there at night. It's a shame that such a lovely place is ruined in the late evening.
346. The parks and trails are great. However, there are not enough and nothing in North Nanaimo. Of the people at the play area at Beban, at least 50% seem to come from the north end. The Oliver Road idea is awesome. I'd love to be able to go to the gym with my friends or walk with our kids on trails and then play in a playground area.
347. The parks are excellent in this town, but you might want to look at another ocean side park in the north end of town. Swa-on-a-lagoon is a great idea, but you should look at a way to keep debris out of the water (fence under bridge).
348. The parks are very nice, we just do not use them.
349. The parks could be cleaner with no litter and modern bathrooms.
350. The playground equipment in the parks is in need of repair and/or painting.
351. The proposed facilities for Rutherford area are of no benefit for the area in which I reside. I would not support such a facility in that area through my city taxes. We need an arena for Harewood in the south end. We should have had one years ago.
352. The qualifications and personalities of educators of children should be that they are very approachable, trustworthy, educated with childcare background, and be safe drivers with a safe automobile.
353. The quality and quantity of the services in Nanaimo are excellent and are a very important part of the enjoyment of living here. Good for you to open yourselves to an information gathering process. Thanks.
354. The services are generally excellent. We need more arenas (not with seats). Find out where SD 68 will build a school and put a new recreation centre and arena on the same site.
355. The services in Nanaimo are terrific. I would not want to pay more taxes for another facility. Parks and Recreation has been great for our family, but I don't think we need more.
356. The south end has very little or nothing. It is the forgotten part of town. I was born and brought up in Nanaimo and live on the Reserve. The racial discrimination in this city has been a long time practice. It has become an accepted way of life so it goes unnoticed. This has to change. Organized sports is one I notice the most because of my involvement in several sports. First Nations people are always second and third string, regardless of their skills.
357. The times of recreation activities for school kids in the summer are not good for two working parents. It is difficult to get to programs because of the location and start time. I would put my kids in more summer programs if they were at better times for working parents.
358. The trails for walking are great and the waterfront walk is awesome. It is the place I go to walk, exercise and relax. I don't use other things because I am self-supporting and everything is too expensive to do on a regular basis. Sure glad there is still something free.
359. The Waterfront walkway and parks are wonderful for everyone. More of this is needed. Cycling and walking trails are also very good. We could use more facilities like that, which everyone can enjoy, especially in the growing northwest of Nanaimo. Facilities like that are good for the young and the old and can be used year round.
360. There are not enough activities for children, especially in the 0-4 age group. I feel that you need more flexibility with parents schedules (i.e. more available during evenings and weekends). Great pool though. It is a great asset to our community.
361. There are not many programs for teens, but they might not participate anyways. We should (and do I believe) have school sports fields and gyms available year-round, with closures for maintenance only. The banners are great, but we have little sculpture on our streets or in parks. Maybe get more first nation's totems to replace the ones lost.
362. There are some pretty dangerous snags (dead trees) and other hazards on many of the trails in and around Nanaimo.

363. There is a recently-built band shell in the waterfront park that sits unused 95% of the time. Events should be organized to make use of its potential. By-laws are not being enforced in the downtown waterfront parks (e.g. cycling, skateboarding, off-leash dogs, etc.)
364. There is far too much of the peoples tax dollar spent on venues that are aimed at adult education and culture rather than children's activities. It is a proven fact that children who actively participate in sports and recreation are less likely to get into trouble with the police or drugs. Council should be investing in the future, not catering to the elite vocal few. How about a sponsorship for an arena, swimming pool or sports facility? Tom Harris would be a good person to approach. I am sure he would gladly give back to the community by sponsoring some kind of sports facility.
365. There is need for a simple stadium at Harry Wipper Park with change rooms.
366. There is no facilities in the north end of the city. We have to drive to the swimming pools, arenas, and any of the offered programs. I feel we would use them more if they were closer to Woodgrove Mall or Rutherford.
367. There is too much money spent on those who have enough money to pay and not enough money on ordinary people who can't afford to pay. If kids were into sports, they would not be into mischief and could just play soccer or even things which cost an arm and a leg for outfits which are compulsory to play in now.
368. There needs to be a dog park in Harewood area.
369. There needs to be a more concerted effort to develop relevant programs and facilities for youth from the ages of 14 to 25.
370. There needs to be more passive parks and pitch and putt courses available for non-driving seniors. More small neighborhood parks need to be constructed to give seniors a place to walk so they are not having to walk on busy roads for some exercise.
371. There needs to be more programs for teens in Nanaimo.
372. There should be a multicultural centre where everyone can have access to research and/or learn about each culture.
373. There should be more restrictions/rules governing dog/geese droppings in parks. Westwood needs to be cleaned up regarding the geese. As well, more enforcement of the rules regarding dogs be leashed/muzzled is needed.
374. Think to program for park development in collaboration with a neighborhood with a neighborhood is an excellent community builder.
375. This is a wonderful place to live. There is something for everyone, but, with the way we are going, we need more and bigger spaces to accommodate the community.
376. Too many little parks and too many trees being cut down. Don't know if there is going to be any space out there for parks or a place for the wild life to go. Take a look at the end of Dover Road before you go to Lantzville and take note of all the beautiful trees that are gone. It is all concrete. Nanaimo could be a little New York, a concrete jungle. Health keeps me from recreation but I do like to watch the young. I do enjoy cultural services but don't know where they are held and sometimes the bus service is not good.
377. Trails are great. We would love to see an indoor playground for winter months.
378. Twin rinks - one with 2500-5000 seating capacity to be located at civic arena.
379. Use music and art and the natural beauty of the region for more natural benefits and eco-friendly services.
380. Very pleased with Parks, Recreation and Culture services in Nanaimo. I would like to see the waterfront trails continue to expand, particularly the B.C. ferries to Departure Bay beach section. The development of a facility to support water-based recreation (e.g. kayaking, rowing) should be given serious consideration. There is a definite shortage of lighted sports fields in the city.
381. Waterfront walkway between Departure Bay and ferry terminal. Even a gravel path would be okay. Great work with urban trails thus far. Would like more. More parks and recreation facilities in downtown Nanaimo. If we are going to promote downtown Nanaimo as an arts centre, we should develop a 1% art funding type mechanism. Other city departments could contribute to arts design (e.g. decorative manhole covers, site specific bus shelter design, etc. like Seattle).
382. We all know we need more ice. Let's find a way to make it happen.
383. We are blessed to live in such a naturally beautiful community as Nanaimo. Anything we could do to maintain and sustain our natural environment would be personally and financially supported.
384. We are especially pleased with the bike/walk trails all around Nanaimo. It would be great to have continuous waterfront bike/walk trail from Departure Bay Beach to Harbour Park Mall.
385. We are falling behind other communities in regards to ice surfaces for our kids. The population of Nanaimo warrants the need for a minimum of two new surfaces and a maximum of four. Look at Parksville, Port Alberni, and Comox at the number of ice surfaces with respect to population. We have programs being cut for our kids because of lack of ice time or ridiculous times like 5:00 a.m.
386. We are from Prince Rupert so this is heaven.

387. We are happy with the services provided by the city. However, if we can afford more of the mentioned programs, we will be happy to see an aquatic center at NDSS.
388. We are new to Nanaimo (two months) and we are very impressed with the number of green spaces and parks here. We only hope as Nanaimo grows, so will the number of parks. Protect the waterfront and continue public access.
389. We are seniors, so anything that will increase taxes more is beyond our financial means.
390. We are very senior citizens and do not use the recreation facilities. However, I am sure they are most satisfactory.
391. We cannot participate in any of the performing arts and cultural events (which we really miss) because, as subsidized seniors, they are way out of our price range. There should be a special performance or reduced rates for people in our situation. We have also been very impressed with the number and quality of parks in Nanaimo. We enjoy and appreciate places like Pipers Lagoon, Neck Point, Linley Valley, Duke Point, etc. Thank-you for the wonderful job you are doing.
392. We could use an off leash park for small dogs, like the one off Labieux Road.
393. "We definitely need more off leash areas for dogs. What about off leash in some areas every day before 9:00 a.m.? That way families with small children could come later and both groups would be happy. With gas prices increasing, I really do not want to drive out to Cable Bay for a good walk for my dog. The off leash at Beban is a "play" area. I would like more walk/hike off leash dog areas. Also, why not make a park with pathways and trails by the ponds in front of Rutherford Mall and Rutherford Road side too?"
394. We definitely need new arenas. We need a new twin arena (similar to Port Alberni) plus a replacement for Civic Arena. One of these options should be built ASAP and the other should be in the planning process to be built within the next three to five years.
395. We desperately need a new arena. Hockey times available are 11:00 p.m. because there isn't enough ice for the demand.
396. We do not need an increase in taxes.
397. We do not need another arena at this time. It is not a high priority.
398. We do not receive the information brochure listing all of the Parks, Recreation, and Culture activities.
399. We do not use any of the Nanaimo facilities, except to walk in the parks, as we are only here part of the year.
400. We do not use these facilities enough to give a very good opinion, but from observation and newspaper reports, it appears that a good job is being done and many entertaining events are being offered.
401. We don't need more ball fields. We need lights on the fields. Investigate use pay system in ball parks in Toronto.
402. We don't use the services very much. We have a great pool at NDSS but we do use the parks.
403. We feel fortunate to live in Nanaimo (30+ years). We, and guests, particularly enjoy marine parks or trails like Neck Point, Pipers, Westwood Lake, and Linley Valley. They enhance quality of life.
404. We find that, as in all areas, emphasis is placed on youth oriented activities. It is a good idea, but we have a growing population of seniors. More active outdoor activities are needed for active seniors into their 90's. Lawn bowling is one area but there are many other sports which would help our aging population and encourage them to spend more time outdoors. Off-leash dog parks are a good idea but, outside of these areas, more enforcement is needed. In Beban Park, for example, many dog owners feel that the entire park is off-leash which results in dog fights and a lack of picking up after their pets. We shopped across Canada, from NS to BC for the ideal retirement home and selected Nanaimo mainly due to parks and sport facilities. Well done.
405. We have a great pool (new) and lots of trails constructed. It's time to support lighting soccer fields and a new ice arena. Look at rebuilding Caledonia Park into a first-class soccer field complete with lights, change rooms, spectator stands and concession booth. This could also include new turf and forget about the track. As a player, it is very dangerous to have the drop-off from the field to the track. It is embarrassing to have top notch teams come over and have to play on this field. Astro turf in front of the goals. Come on. Look at Kamloops and Burnaby for examples of what we should have. Make Nanaimo the tournament capital of the island. Invest in sport infrastructure. Get businesses behind this concern. Sport teams bring in tourism dollars.
406. We have a growing population as we are more central on the island. If we build more facilities, people will come and use them. It is great to see the amount of people using our facilities. Keep up the good work and keep moving to the future.
407. We have a number of relatives in Europe. People there are stunned when they hear about our city. It may be a good idea to advertise Nanaimo specifically.
408. We have asked the city on numerous occasions to consider a designated area where a family (with a dog) can go on a hot summers day. Our dog is part of our family and is well-trained. We would like a place where we can all go swimming as a family. Please put in more thought, time, and research into dog off leash parks. We find that what there is now is an insult to our dog. Perhaps dog owners should be able to purchase a ticket or a license that allows them to take their dogs to the beach to swim at certain times of the day, or at specific parks or beaches.

409. We have been in Nanaimo thirteen years and are very impressed with Nanaimo and District. I make a point of congratulating Parks and Recreation employees when they are doing a good job which is most of the time.
410. We have been waiting a long time for an adult tap dance class to be offered. We have been very satisfied with the variety of programs offered and feel our children have benefited greatly.
411. We have enjoyed many of the programs and facilities over the years. Improving and expanding programs and facilities is very important to us as a family and for our community.
412. We have not lived in Nanaimo very long and do not know where most of the parks are.
413. We have walked Queen Elizabeth II promenade three or four times a week with our grandchildren many times. Frequently we see people sleeping or passed out on benches or on the grass who are intoxicated. We've seen men drinking in the bushes by the bridge on a number of occasions and on one occasion a man exposed himself to our daughter (which was reported). We love the walk but feel this is degrading for such a beautiful area for us and for tourists.
414. We have wonderful parks and walking trails. Hopefully Nanaimo can become a little more cultural. Performances, art exhibits, etc need to be developed. More off leash areas for dogs would be good. There are a lot of dog owners in Nanaimo (taxpayers). This is not a special interest group anymore.
415. We like most of what you are doing, especially parks like Waterfront, Neck Point and Bowen.
416. We love all your hiking trails.
417. "We love Beban Park, corner to corner, and the little ""tot lots"" that are here and there. Nanaimo desperately needs an off- leash dog park on the waterfront, like North Vancouver, Delta, and Victoria have."
418. "We love it here. There is lots to do in a beautiful, natural setting. It would be great if we could have another arena to support all the skaters, hockey players, and fans in our ""Clipper town""."
419. We love to see facilities for Nanaimo's children and families, and we hope there will be room for seniors in any new facilities.
420. We moved here from out of province from a city of similar size. We have been extremely impressed with pools/aquatic centers quality. Great planning on continued support of and purchase of land for trails and parks. The City is to be commended for their effort and commitment to keeping green space for people of the community. One area that seems to lack is the arenas/ice facilities. There is a definite need for another arena, preferably a double pad. This addition would make Nanaimo superior to any community we have lived in.
421. We moved here two years ago from the mainland. We love it. We are very impressed with the recreation facilities. Please continue to create nature trails and park areas, both in the forest, and especially on the water. Nanaimo is such a beautifully situated city. The things most often mentioned by our guests are the tranquility and spaciousness of our natural areas. As Nanaimo grows, we will need more of them so let's acquire them now.
422. We moved to Nanaimo from Calgary one year ago. As a retired couple, we are extremely happy with Nanaimo, and are impressed with the number and quality of parks and recreation facilities.
423. We need a bigger library in the north end.
424. We need a facility for handicapped people (Alzheimer's) so they could join in games, exercises, and social functions.
425. We need a facility in Harewood area.
426. We need a first class 5,000-seat arena complex like Kelowna downtown right away. The city is missing out on too much money coming in.
427. We need a large arena so we can attract concerts and tier one hockey.
428. We need a large outdoor public pool with a decent schedule. The current pool is inaccessible.
429. We need a large seating capacity arena with more parking that is not near the Civic Arena. No teen dances or loud music should be in the Rutherford Community Centre. It would be nice to have a park combined with the Centre. A deal could possibly be made with the School Board's adjoining property.
430. We need a larger ice surface to attract hockey and ice skating shows.
431. We need a marine science center with a wharf and aquarium.
432. We need a new arena, similar to the one in Parksville.
433. We need a paved and barricaded outdoor roller hockey rink, lit basketball courts, another Frisbee golf course, and more north end facilities, trails, and parks.
434. We need a permanent building in main parks to lease to food vendors and eliminate ugly portable units.
435. We need a pool in the north end.
436. We need a public dock/marina on Protection Island and better maintenance of its two parks.

437. We need a skateboard park in the south end.
438. We need a water park in North Nanaimo.
439. We need an area for dogs to go off-leash and swimming in the summer time.
440. We need an arena in the north end with a fitness centre. Please extend the trails to the north end.
441. We need an extension of waterfront walkway from BC Ferries to Departure Bay, a walkway up Millstone River from Lions Bridge to Bowen Park, and the development of Neck Point for shore dives for scuba divers.
442. We need another arena - a major one.
443. We need better (more) garbage pick up allowance. There is no way that a family of five in one dwelling can be expected to have as little as a household of only one or two. I was happy to see an off-leash park for dogs. We need more locations. We need better control on cats let loose to get into garbage. Suggest looking into the system that Summerside, PEI has as it works great.
444. We need bigger arenas.
445. We need enforcement of the leash laws so we can be guaranteed that dogs are under control. We also need classroom space at free, or nominal, rent at the proposed Rutherford facility.
446. We need lighted baseball, soccer, and softball fields. We also need gymnasiums for floor hockey, basketball, indoor soccer, etc.
447. We need more arenas, but no multi-plexes, and parks in the south end.
448. We need more arenas.
449. We need more arenas.
450. We need more baseball fields and more community events in the north end and not just in the south end. We also need another park for all with no teams.
451. We need more bike trails, ice arenas, and more 60' baseball diamonds.
452. We need more events that bring the whole community together. Run some programs more often, like WSI and NLS.
453. We need more libraries in the north end.
454. We need more off leash dog parks.
455. We need more passive parks around developed areas, especially new areas. Parks that every age can use, not just sports fields, would be great.
456. We need more playgrounds and water parks for disabled children of all sizes.
457. We need more programs for preschool/toddlers during evenings and weekends. People work during the day and your programs times are unrealistic for working families.
458. We need more running trails.
459. We need more skate time for seniors. Only Tuesday morning is available at this time. Friday morning would be nice from 10 a.m. to 11:30 a.m. This would be from September to March.
460. We need more sports complexes for soccer, softball, and baseball. There are also no lit fields for junior children to practice. All the fields are grandfathered for seniors or adults.
461. We need off leash dog parks and a pool/aquatic centre in the north end.
462. We need parking for Linley Valley by the empty lot on Rock City Road. We also need more or improved boat ramps. Beautiful city.
463. We need some 4 complex softball fields with lights, washrooms, showers, restaurant, and bar. They need to have adequate parking to hold enough vehicles for the 8 teams playing, plus spectators.
464. We need the trail completed around Oliver Lake and, hopefully, maintained regularly.
465. We need to have adequate facilities for youngsters who are interested in pursuing sports. Our facilities, ice, baseball diamonds, and soccer fields lag behind other communities of our size (like Kamloops).
466. We need to have more activities that working parents can participate with children in the evenings, such as soccer, baseball, etc (for toddlers). When my son was young, there was a lack of these activities and there still is.
467. We need to have things like gym nights for adults to play volleyball or floor hockey and also card nights somewhere for games of cribbage or gin.
468. We need two more arenas.

469. We need two more ice arenas.
470. We really need more facilities for the ice skaters in the community.
471. We think the Parks and Recreation staff do a wonderful job, especially the ones organizing the Christmas Craft Fair each year. Keep up the good work!
472. We use the seawall walk from Departure Bay to Cameron Island often and would be happy to see it extended to Departure Bay Beach. Otherwise, we are very happy with all the opportunities Nanaimo has to offer its citizens. The recreational area that is proposed for the Rutherford area would be very convenient for our son's large family.
473. We use the trails of Neck Point frequently.
474. We were disappointed that we as responsible dog owners could not take our dog (small) down on any beach. He loves the water. We now have to go outside Nanaimo to play in the water with our dog.
475. We would enjoy an outdoor public pool and/or paddling pool for young children.
476. We would like to see someone of authority in Police, Park employee, Bylaw Officer in parks and enforcing regulations with dogs on leash etc.
477. We would like to see the change rooms (family) cleaned or washed down a little more often at both pools. This should be done regularly.
478. We would like to see the completion of railings on the boardwalks in Neck Point Park. One section of raised boardwalk has no handrail at all and is a significantly unsafe structure for this reason.
479. We would love a community park for all ages in North Nanaimo with playground, pathways, benches for seniors and others, maybe a music stand, cycle trails for kids, water park, and bike parking.
480. Whatever you develop should be self sustaining. We are continuing to see costs of things go up but never income, so we really can't have higher taxes. Take a good look at costs and benefits before you spend our money. Remember that lots of people want more of everything but when it comes to paying for it everyone complains and doesn't want more taxes. That is the most important, keep taxes down.
481. When a large event happens at Beban Park, it would be nice to have people directing traffic.
482. "When an area says ""animals on leash"", it should be enforced because there is an off leash area where it is somewhat expected that a dog my rush and attack your dog and so you can be prepared for this."
483. When compared to other smaller or similar-sized communities, Nanaimo's recreation facilities (arenas especially) are inadequate. We need a greater focus on community facilities. What good is a conference center (no matter where it is located) to the community except for businesses?
484. "When development takes place in good viewing areas (tops of hills), an area should be set aside for small parks so the public can take advantage of the views. The condo development at the top of Smugglers Cove has the best views in Nanaimo and is now completely closed to the public. Developments on shore lines should be the beach, the road and then the first houses. Nanaimo does not have a beach to swim in, but does have magnificent views. If carried out, these suggestions will enable Tourism Nanaimo to advertise ""The city with great views"" in future years."
485. When we first moved here a year ago, we knew nothing about Nanaimo. We read the paper and would have loved to see a baseball game but did not know where these parks were. As well, by the time it was in the paper the game was over. We have now got a few of the parks in mind but a list of what was coming would have been great.
486. While a potentially quality multi-sports stadium does exist in Nanaimo (Rotary Bowl Stadium) it is under the control of SD#68 and is poorly maintained and under-utilized. Nanaimo should consider leasing from SD 68 and bringing it up to standard for multi-sport use.
487. While visiting the parks, especially when with my grandchildren ages 2 and 3-1/2, we are often put off going in certain areas or even just enjoying ourselves because dog owners allow their dogs to run free in spite of the posted bylaws. We wish more could be done in this area. Pipers Lagoon and Swy-a-Lana on the Harbour Front can be very intimidating places.
488. Why don't they use one of the schools that are closing for this facility?
489. Why is there no one to check on loose dogs on Departure Bay Beach and Piper's Lagoon Beach? I would pay extra taxes to see that dogs are on leash as they are getting unbearable. Still, there is no where else I would want to live.
490. Wonderful city. We love downtown and how it is coming into its own. Love the link to downtown Vancouver. Love the beautiful waterfront downtown and looking forward to the extension to Departure Bay. More flowers although I see that is happening. Came from Victoria and been here for four years and what a change. Great job.
491. Would like to see an ice arena with larger seating. Also need an indoor swimming pool for the Woodgrove area.
492. Yes! The chair of this committee should be a citizen of Nanaimo, not a council member!

493. Yes, listen.
494. You are doing a good job. So is the city maintenance crew.
495. You are doing a terrific job. I really think that there is a need for a drug free teen multi-park as I think it would create a nice environment for teens. I grew up in Nanaimo and so did my grown children and it was always a concern that there was never enough in Nanaimo for teens. We need something like a gyro youth club. I would also like to see a nutrition course offered to adults. A lot of diseases are aggravated by what we eat and a lot of people eat prepared food with additives that our liver does not know what to do with. We need to get back to natural food.
496. You are doing an excellent job creating a livable city. Put a pool in the north end (indoor and outdoor). Change Beban to an all seniors center. Use the schools during the summer for programs. For a town this size, we are so very fortunate for all we have.
497. You are generally doing a fine job. We are going in the right direction.
498. You guys are doing a wonderful job with our community. Just need more parks, water parks in central & north Nanaimo.
499. You have really nice parks and trails. It would be good to have programs for the disabled. Some kind of health and wellness and exercise for people in wheelchairs and scooters or walking with canes is needed. Also, more access is needed for the disabled.
500. You have to improve the parks such as providing clean bathrooms at all times, even if people paid a quarter every time they use them. There should be no dog or animal stools in the park. We need clean sinks to wash children's hands and clean water to drink. More security guards in parks.
501. You offer many great activities though not many in the Pleasant Valley area. What about Pleasant Valley hall?
502. You seem to be moving in the right direction. Specifically, for myself, I find that the ice arenas are out of date and have lesser quality ice, lesser quality dressing rooms, and lesser organization (dressing room assignments and posted daily/weekly schedules, for example). The men's recreational hockey league needs better organization and more referees.
503. You should not offer services that conflict with private businesses. We need food services at Neck Point and Pipers Lagoon. You should purchase Mount Benson area as a park.
504. Young couples would use these more than us because we are retired now. It was hard to answer the questions as to what the city needs.
505. Your popular courses are very popular. The last few times we registered the day after getting the guide but we were still wait listed.
506. Your public parks are lovely, clean and safe. How about another dog park in town, so that people without transport can access a park. The Bowen one is great, but maybe city center or Fairview/Harewood? (No, I do not own a dog but may friends do)
507. Your read-o-graph signs are not used properly anymore. They should carry events happening at the site, not elsewhere. Natural/passive parks - how many more of these will we find out are not really parks? Diver's Lake could have had a path around most of it and we should be designing one along what is left, joining it to both new walkways. Due to the few thoughtless people, all of our environmentally sensitive areas should be identified and off limits to dogs and industry. I identify industry due to someone waiting to build a small grocery and was willing to give the wildlife five years to vacate the area. Developers do not want to protect wildlife areas. Playgrounds/water parks - Why do you have to lump the two together? We have water restrictions and pay for what we get. If you think it costs too much to operate wading pools (e.g. Comox Avenue), then stay out of water parks or put them beside the lakes and use that water.

**APPENDIX THREE
COMMUNITY ORGANIZATIONS**

AQUATIC ORGANIZATIONS

Ebbtides Masters Swim Club
Riptides Swim Team
White Rapids Summer Swim Club
Diamonds Synchronized Swim Club

ARENA USERS

Nanaimo District Lacrosse Association
Coalition for Nanaimo Arenas
Nanaimo Junior "A" Clippers Hockey
Nanaimo Maple Buds
Nanaimo Tubbers Hockey
Nanaimo Minor Hockey Association
Nanaimo Bastion Old Timers Hockey
Nanaimo Ringette Association

ARTS AND CULTURAL ORGANIZATIONS

Nanaimo Arts Council
Nanaimo Art Gallery Society
Nanaimo Museum Society
Port Theatre Society
Nanaimo Concert Band
Arts Alive
A Capella Plus
Malaspina Choir
Nanaimo Conservatory of Music
Nanaimo Concert Band
Vancouver Island Symphony
Nanaimo Quilter Guild
Island Stitchery Guild / The Tangled Threads
Vancouver Island Woodcarvers Group
Vancouver Island Art Group
Federation of Canadian Artists
Theatre One
Nanaimo Theatre Group
Western Edge Theatre
Nanaimo Centre for the Arts
Dance Land Studio
Nanaimo Ballroom Dance Society
Bastion City Cloggers
Nanaimo Scottish Country Dancers
Nanaimo Scottish Country Dance Association
Brigadoon Dance Academy

ENVIRONMENTAL ORGANIZATIONS

Nanaimo Field Naturalists
Buttertubs Committee

Nanaimo Community Estuary Support Coalition
Georgia Basin Ecological Assessment and Restoration Society

FESTIVAL / SPECIAL EVENT ORGANIZATIONS

Loyal Nanaimo Bathtub Society
Nanaimo Empire Days Society
Adventure Games Society
Silly Boat Regatta (Child Development Centre)
Dragon Boat Society (Angels Abreast)
Maple Sugar Festival (L'Association des Francophones)
Children's Festival (Vancouver Island Arts Fetivals Society)
Infinging Dance Festival (Crimson Coast Dance)

GYM USERS / GYMNASTICS GROUPS

Nanaimo Centre Gymnastics Centre
Nanaimo Gymnastics School
Nanaimo Women's Volleyball
Nanaimo Futsal 5-Aside Indoor Soccer Club
Friday Night Basketball
Nanaimo City Sunday Night Mixed Badminton

MARTIAL ARTS ORGANIZATIONS

Nanaimo Aikai Club
Judo Club
Taoist Tai Chi Society
Woo Kim Nanaimo Taekwondo
Mixed Martial Arts

PRE-SCHOOL AGENCIES / SERVICES

Enchanted Woodland Children's Society
Zero to Six Network
Pacific Care
Malaspina Child Development Society
VIHA Child, Youth and Family Support Services
Malaspina ECEC
Family Development Society
Healthy Beginnings Program

PRIVATE FITNESS / OUTDOOR ORGANIZATIONS

Bowen Park Tennis Club
Disc Golf
Volleyball
Horeshoes
Lawn Bowling
Nanaimo Golf Club
North Ridge Fitness Centre Ltd.

Nanaimo Squash Club
Romper Room
Outer Limits Excursions
Westwood Tennis Club

HEALTH ORGANIZATIONS / SENIORS AGENCIES / SERVICES

Paradise Island Seniors
Respite Care Unlimited
MS Society – Central Island Chapter
Seniors Outreach (Seniors Mental Health – Vancouver Island Health Authority)
Alzheimer Society of BC
Meals on Wheels Society
Telephone Visiting Society
Canadian Cancer Society
Canadian Red Cross Society
Canadian Mental Health
Nanaimo and District Diabetes
Heart and Stroke Foundation

SERVICE CLUBS

Kiwanis Club of Nanaimo
Nanaimo Kinsmen Club
Gyro Club of Nanaimo
Nanaimo Rotary Club
Atrusa Club of Nanaimo

SPECIAL NEEDS ORGANIZATIONS

Haven: A Society for Women and Children
Autism Society of BC
Mental Health and Addiction (VHA)
Fetal Alcohol working Group

SPORTFIELD USER GROUPS

Nanaimo Youth Soccer
Youth Fastball
Nanaimo Cricket Club
Senior Men's Field Lacrosse Club
Ladies Recreational Fastball
Orthodox Softball
Adult Recreation / Competitive Slow Pitch
Raiders Youth Field Lacrosse
Nanaimo Field Hockey

YOUTH ORGANIZATIONS

Boys and Girls Club
4-H Club

Nanaimo Youth Services Association
NYPP
Student Councils - NDSS and Woodland Schools

GENERAL

Pacific Sports
Malaspina University College
Regional District of Nanaimo
Tourism Nanaimo
Vancouver Island Exhibition
Nanaimo Therapeutic Riding Association
Nanaimo Kennel Club
Beban Park Golf Course
Nanaimo Dog Owners Association
Downtown Nanaimo Partnership
Harewood Family of Community Schools
Malaspina University College
Nanaimo School District
Nanaimo Port Authority

Rationale for the Delivery of Parks, Recreation and Culture Services

On April 21st and May 26th, 2004 in two workshops with some senior staff, the City of Nanaimo Council, the Parks, Recreation and Cultural Commission and the Cultural Committee established and confirmed a framework for decision-making that will apply for this Master Plan. It consists of a Mandate statement, a commitment to a benefits based approach, a series of benefits that would act as goals and objectives, and a process for using them on an ongoing basis to support decision making in future.

5.1 Mandate

The City will use public leisure services as a vehicle for achieving certain socially worthwhile goals and objectives; where such achievement clearly results in indirect benefit to all citizens.

5.2 The Benefits Based Approach

The benefits based approach recognizes that public goods are focused on indirect benefit to all citizens rather than the direct benefit to users of services. In other words, a City of Nanaimo public leisure service, in addition to providing some direct benefit to users, must clearly demonstrate that there is some spin-off indirect benefit to the entire community, even if some community members haven't used the service. This indirect benefit to all citizens, from which they cannot escape, is sometimes called "public good" and justifies public sector involvement in the delivery of the service, if such involvement is needed in order to ensure the good. In the benefits based approach, decisions are focused on achieving the greatest amount of public good or indirect benefit at the least possible cost to the taxpayer.

5.3 The Benefits

The workshop participants agreed on two categories of benefits which could be labelled as goals. They are as follows:

To use leisure services to foster a sense of community identity, spirit, pride and culture

City sponsored parks, recreation and cultural services can and should be used as a vehicle to connect local citizens more positively to their community and enhance their sense of comfort with it. Where such initiatives require tax support, it will be considered in terms of the amount of public good created in relation to the cost to the taxpayers. The success of such initiatives will clearly benefit all citizens. The City helps connect people to their community in a positive way. Community is a concept that exists on a variety of levels. One's community can be their neighbourhood or their city of residence. Or, it can be a community of interest that does not have geographic boundaries.

To use leisure services to foster growth of individuals to reach their full potential

City sponsored parks, recreation and cultural services can and do help individuals to grow physically, emotionally, morally and creatively and help them to be as good as they can be. Where tax support is needed to ensure such success, it will be considered within the cost/benefit framework referred to above. Healthier, more responsible citizens will be better contributors to community life, better leaders in the community, will require less social service, health service and justice service supports and therefore, there is clear benefit the entire community.

5.4 Service Objectives

The following twenty-two service objectives are consistent with the two benefits headings described above. They may be considered as specific public leisure service categories for achieving the goals. All City sponsored parks, recreational or cultural initiatives directed toward achieving the two goals could be categorized under one or more of these twenty-two objectives, or support other initiatives that do. There are both direct and indirect benefits. They contribute to the public good, economically, environmentally, personally and socially.

Sense of Community

1. To Encourage Special Events and Celebrations

Special events (e.g. carnivals, fairs, tournaments) can contribute to a feeling of community identity and spirit. Therefore, the City should be involved in organizing special events and participating in special events organized by others to the extent necessary to foster a sense of community identity, spirit, pride and culture.

2. To Support Local Groups

Local clubs, groups and agencies are and will be organizing and sponsoring leisure opportunities. This “people doing things for themselves” aspect of community life is socially worthwhile and desirable. The City should support such groups in their efforts to the extent necessary to achieve this good. Support may occur in a number of ways, including subsidized access to facilities, assistance in problem solving or help with promotion.

3. To Facilitate Spectator Experiences at Sporting Events

Community identity, spirit and culture can be fostered through the environment generated by spectators at athletic events. In such events, sport can be closely linked with community identity and pride. The spectating can be informal as well as formal. It can be spectators at a lacrosse tournament or casual watching of disc golfers. The City should play a role in ensuring such opportunities exist.

4. To Facilitate Spectator Experiences at Arts Events

Using the same logic as above, artistic endeavours (both performing and visual) represent one of the most significant aspects of developing a culture in any community. Through exposure to the arts, local residents should develop a better understanding and appreciation of their community and the cultural aspects of it.

5. To Facilitate Opportunities for Social Interaction

Because social functions are a valuable vehicle to use in developing community cohesion and identity, the City should strive to ensure that such opportunities exist. Some, it might sponsor itself. Others it supports through a coordinating or referral role.

6. To Protect Natural and Historic Resources

The protection of natural and aesthetic features, vistas, natural phenomenon and features of historic significance and the provision of public access to such features will contribute to a greater understanding of and pride in the community and, therefore, contribute to community growth.

7. To Beautify the Community

The extent to which a community is seen by its residents as being visually pleasing is directly related to the potential for creating community identity, spirit and culture. Therefore, making a community more beautiful is a worthwhile social objective worthy of tax support.

8. To Support Family Oriented Leisure Opportunities

The family unit is an integral building block of community growth. Therefore, the City should provide opportunities and supports for families to pursue leisure as a family unit in a way that fosters family development.

9. To Integrate Generations and Sub Groups Within Our Community

Community growth can be fostered through increased contact between people of varying age groups within the community. The more contact and interchange between seniors and younger adults and children, the greater the potential for community growth. Therefore, in the provision of leisure services, attempts should be made to provide such contact and interchange between seniors and younger residents with a view toward transmitting cultural heritage across the generations.

Community growth can further be fostered through an integrative mixing of various ethnic groups so that each better understands and appreciates the difference and strengths of the other. Multicultural recreation and cultural services can be used as a vehicle in making the community more cohesive.

Community growth can also be fostered by integrating individuals with various special needs into mainstream programming. Whether individuals have physical, emotional or mental special needs, recreation and culture can be used as a leveling and integrative force.

Individual Citizen Growth

10. To Foster and Promote Fitness and Overall Well Being

Fitness, in this context, is used broadly as a synonym for wellness, and refers to mental and emotional, as well as physical fitness. The fitness level of every resident of the City of Nanaimo should be increased at least to a pre-determined minimum level with opportunities available for progress beyond this point. The City should provide fitness and wellness services for people at all levels of ability from those that require specialized therapeutic services to those who are very fit and able.

11. To Foster and Promote Pre-School Leisure Opportunities

An opportunity should exist for every pre-school aged child to participate with other children in a variety of leisure experiences, in order to:

- Expose the child to social settings
- Foster gross motor development
- Provide a generally happy and satisfying atmosphere where growth can occur
- Teach basic safety skills and attitudes
- Celebrate their natural creative tendencies

The City should be one of the players, providing leadership to ensure this happens.

12. To Foster and Promote Basic Leisure Skill Development in Leisure Pursuits for School Aged Children

Working in partnership with the School District and other providers of service, the City of Nanaimo should provide opportunities for basic proficiency in a variety of leisure pursuits in such areas as sport, performing arts, visual arts, outdoor nature oriented skills, and hobbies in order to:

- Provide exposure to skills which may form the basis for enjoying lifetime leisure activities
- Contribute to gross motor and fine motor physical development
- Provide social settings in which social, moral and emotional growth can be fostered
- Provide the basis for leisure education (i.e. the teachings of the benefits of and wise use of leisure time)
- Explore creative potential.

Other agencies (e.g. the school system) may provide skill instruction in some areas, with the City filling the gaps.

13. To Foster and Promote Advanced Leisure Skill Development in Leisure Pursuits for School Aged Children

Opportunities should be provided for those children who wish to further develop their interest and skills in a wide variety of leisure pursuits beyond the basic level. The City will be one of the providers of such opportunities.

14. To Foster and Promote Social and Leadership Opportunities for Teens

The maturing from youth to adult that occurs during teenage years is often a critical time in the life of an individual. It is also a time that individual difficulties may result in severe social problems. Hence, the City will provide opportunities for teens to:

- Learn about themselves and how they will react to various social settings and pressures
- Develop positive social/emotional/moral skills, principles and convictions
- Develop positive leisure lifestyle patterns that will remain with them through adulthood.

15. To Foster and Promote Basic Leisure Skills in Leisure Pursuits for Adults

The City should be a player in the provision of a range of opportunities for adults who wish to be exposed to such endeavors and learn some basic skills in each.

16. To Foster and Promote Advanced Leisure Skills in Leisure Pursuits for Adults

The City will also be involved in providing opportunities for those adults who wish to further develop beyond a basic proficiency level their interests or abilities in a variety of leisure pursuits.

17. To Foster and Promote Leisure Opportunities for Seniors

Opportunities should be provided by the City for senior citizens to participate in the leisure activities of their choice in order to:

- Maintain overall fitness levels
- Maintain social contacts and continue to be involved in social environments
- Provide a continuing sense of worth and meaning of life through continuing personal growth.

18. To Interpret the Environment

Opportunities should be provided for every local resident to learn about, understand, relate to and experience all aspects of his/her environment.

19. To Foster Reflection and Escape from Urban Form

Often growth can occur through escape, reflection, contact with nature and relaxation in a serene natural environment. Because of this, opportunities should be provided for residents to experience nature within the City.

20. To Educate Individuals About Available Leisure Opportunities and about the Wise Use of Leisure Time

All residents should understand how available opportunities can contribute to public good and how participating in them can be valuable. They should also be aware of how best to use their leisure time.

21. To Foster Adequate Communication about Leisure Opportunities

A communication/information system should be established and maintained whereby all residents are made aware of all the leisure opportunities that are available to them and how to gain access to all leisure opportunities in the community.

22. To Foster Volunteerism

Public leisure services can be used to model and teach appropriate behaviour. Volunteering one's time is one such behaviour. In fact, many would say that volunteering one's time is the highest form of recreation. To the extent that the public leisure service system can be successful at encouraging volunteerism, everyone in the community will benefit.

In order to achieve the above, The City of Nanaimo will provide leadership and coordination where necessary. It may also provide services directly where no other agency is able or willing to provide the service and the need is great. The City will also monitor the infrastructure necessary for success in achieving the above objectives. For example, indoor and outdoor facilities will be necessary to realize the objectives.

5.5 Implementation of the Mandate

The previous four sections justify public sector involvement in the delivery of recreation services on the basis of contributing to the greater good of the entire community. It should be noted, however, that many of the service objectives can and will be achieved with little or no intervention or support of the City. If a park, recreation or cultural service is provided without public subsidy (i.e. the subscribers to the service pay the entire cost of the service, or if another agency subsidizes it) and is provided in such a way that there is still significant benefit to the community as a whole, then the City's objectives have been achieved without the need for tax subsidy.

In implementing this mandate for parks, culture and recreation services, a proactive approach to leisure service delivery is assumed.

The City should:

1. Operate within the philosophical foundation for the delivery of publicly sponsored public leisure services which is embodied in the Mandate statement above and the two benefits headings.

2. Adopt the twenty-two service objectives, which give meaning to and are consistent with the Mandate and two goals and provide direction for service delivery and accountability.
3. Generally, accept responsibility for achieving the goals and objectives in the most cost-effective manner possible and within the bounds of limited available public resources allocated annually for this purpose.
4. Monitor the provision of all parks, recreation and cultural services and activities available to residents of the city and determine which of the twenty-two objectives are being appropriately met without public involvement or intervention.
5. Where objectives are not being met by other providers of services in the area, work, with and support other agencies and community groups where appropriate to ensure services are provided in a manner which will best meet the above-noted objectives.
6. Where certain services cannot or will not be operated by any other providers of service in a manner that will meet the objectives, even with public support as above, then consider sponsoring those services directly.
7. Be concerned at all times with obtaining the greatest amount of benefit at the least possible net cost to the taxpayer, and constantly engage in such cost/benefit analysis.

5.6 Using the Benefits Based Approach

The first step in a comprehensive program of using the benefits based approach beyond this Master Plan would be to catalogue what resources are being used now and show what kinds of benefits are being realized as a result. Figure One is provided below for that purpose.

In addition to the information in Figure One, it would also be appropriate to discuss which of the objectives are being well served by other agencies or providers of service in the community. Just because the City isn't spending money to achieve a specific objective, doesn't mean it isn't being achieved.

**Figure One
Service Benefits Matrix**

Service Objective		Cost Centres and/or Service Centres in City's Parks, Recreation and Cultural Services Budget					
		Community Recreation	Arenas	Aquatics	Parks Operations	Civic Properties	Community Development
Foster a Sense of Community							
1.	Special Events						
2.	Support to Community Groups						
3.	Spectator Sports						
4.	Spectator Arts						
5.	Social Interaction						
6.	Protecting Natural and Historic Resources						
7.	Beautify the Community						
8.	Family Leisure Services						
9.	Mix and Integrate Sub Groups						
Foster Growth of the Individual							
10.	Fitness and Well Being						
11.	Pre-school Opportunities						
12.	Basic Skills for Children						
13.	Advanced Skills for Children						
14.	Social Opportunities for Teens						
15.	Basic Skills for Adults						
16.	Advanced Skills for Adults						
17.	Recreation for Seniors						
18.	Interpret the Environment						
19.	Reflection and Escape						
20.	Educate About Leisure						
21.	Communication System						
22.	Foster Volunteerism						

The staff will insert 3's 2's and 1's where the City is currently realizing returns on its tax investment, but only after the list is confirmed by the Commission or Council.

Once per year the staff would prepare a chart similar to the one above and provide it to the Commission for its annual planning event. It would be a summary of costs and benefits as each column has a cost

attached and each cell has a subjective indication of benefit. The Commission would review and discuss the results of the above chart before proceeding to subsequent steps in the process.

The second step would be to review and adjust the list of benefits for the future year. The Commission could add, modify or delete from the list of twenty-two objectives.

Then the Commission would prioritize the benefits to determine where more can be done to achieve each. Figure Two shows a form for a prioritization process that the Council and Commission can engage in during an annual workshop as part of the annual work planning process.

Figure Two
Service Objectives Which Most Need to be Improved

Foster Sense Of Community	Rank	Priority Score
1. Special Events and Celebrations		
2. Support of Local Groups		
3. Spectator Sports		
4. Spectator Arts		
5. Social Interaction		
6. Protecting Natural and Historic Resources		
7. Beautifying the City		
8. Family Leisure Services		
9. Integrate Sub-Groups		

Foster Growth Of The Individual	Rank	Priority Score
10. Fitness and Well Being		
11. Pre-School Opportunities		
12. Basic Skills for Children		
13. Advanced Skills for Children		
14. Social Opportunities for Teens		
15. Basic Skills for Adults		
16. Advanced Skills for Adults		
17. Recreation for Seniors		
18. Interpret the Environment		
19. Reflection or Escape from Urban Form		
20. Educate about Leisure		
21. Communication System		
22. Foster Leadership Training		

Each workshop participant would be given a specific number of priority votes. The column on the right represents the collective total of all these votes. The other column would show the top several priorities with the number one being the highest priority.

Addressing Higher Priority Objectives

The final step would be to render the City’s activities more effective at meeting the twenty-two objectives, and more specifically the eleven highest priority service objectives. To do this, the Commission would review the inventory chart in Figure One from each of the two axis independently.

To start, the separate rows of the chart, each representing a service objective, should be analyzed with a view toward more effective strategies for achieving each objective.

For example, the Commission might brainstorm new ideas for achieving a specific objective. Then it might estimate costs and benefits of each item on the list, prioritize them and implement only those that are the most cost effective. At the end of the year an evaluation process would reveal that success or lack thereof in achieving a specific objective. The costs of the strategies could then be weighed against the benefits, and adjusted during the following year to delete those that are least effective. Where appropriate, new strategies could be implemented.

It would also be necessary to analyze each of the existing service centres that are assigned columns on the chart. The Commission might, for example, “discover” through the inventory process that a particular program or service was involved in a major way in achieving two objectives, in a moderate way in achieving three others, and in a minor way in achieving two more. With some thought it would be possible to develop low or no cost strategies for:

- Moving some of the modest or moderate symbols up to the major category
- Reducing costs of achieving the objectives
- Achieving new objectives with the same program.

In the final step, all suggestions for developing or adjusting existing services would be developed into budget proposals showing their cost/benefit in terms of achieving objectives. The final budget review and approval process would also be based on this more structured cost/benefit approach.

> P E R C