

PARENTS / GUARDIANS

Encourage your student to walk to and from school on a regular basis to promote healthy living. You can save yourself from traffic and scheduling hassles. Cutting out even a few car trips to the school can improve our school and our community.

You taught your students to talk, walk, tie shoes, and cross the street ages ago. Elementary school students demand independence, but need reminding that they are not indestructible. Help them make responsible choices by reviewing safe walking habits.

Although parent volunteers have walked these main pedestrian routes to check for major safety issues, please keep in mind that no route can be guaranteed completely safe.

One of the main goals of our Safer Routes to School Committee is to help new Bayview students get to and from school safely. This committee relies on your participation to promote student safety, and to assist with ongoing monitoring. Your ideas and feedback are welcome. If you have questions or comments please contact Principal Diane Goodman at 754-3231.

IF YOU MUST DRIVE YOUR CHILDREN TO SCHOOL, PLEASE REMEMBER **.....to ensure the safety of pedestrians**

- 😊 ALWAYS ensure everyone is buckled up.
- 😊 ALWAYS yield to pedestrians in crosswalks.
- 😊 DO NOT pass a vehicle which has slowed down or stopped at a crosswalk - there may be a pedestrian crossing the street who is not visible to you.
- 😊 OBEY the posted speed limit and any parking restriction signs.
- 😊 DO NOT park within 10 feet of a driveway entrance, or within 20 feet of an intersecting street.
- 😊 DO NOT park within 20 feet of a stop sign or park on or back over a crosswalk.
- 😊 ALWAYS stay alert and use extreme caution when driving in school zones.



School Zone 30 km/h limit is in effect from 8 am to 5 pm on school days.



School Bus Stop Ahead
STOP when red lights are flashing.



School Crosswalk – yield to pedestrians – if there is a crossing guard, follow directions.



Cyclists may be on the roadway.



Playground Area - presence of children on, or near the road, could represent an unexpected hazard to the driver.

WEBSITES:

SD68 – www.sd68.bc.ca
City of Nanaimo – www.nanaimo.ca
Bayview – schools.sd68.bc.ca/bayv
Safer City – www.safercity.ca

Streets Wise


Bayview Safer School Travel Routes



...Main Pedestrian Routes to School...



The Safer Routes to School Project is a partnership between:
Bayview Elementary School
Safer City Program
ICBC
School District #68
City of Nanaimo
RCMP



STREET-WISE TIPS

SIDEWALKS

If there is a SIDEWALK, use it. It's for your safety!

Where there is NO SIDEWALK:

Where safe to do so, WALK facing traffic.

WALK on the gravel shoulder or grass boulevard.



CROSSING THE STREET



NEVER Jaywalk.

USE marked CROSSWALKS where available.

STOP at the curb or road edge.

LOOK left, right, then left again.

CROSS when the street is clear but keep looking and listening.

DO NOT step onto the roadway until all vehicles have STOPPED moving.

WATCH for left and right turning vehicles.

LOOK at the driver to make eye contact.

KNOW that a driver MAY NOT STOP when they see a pedestrian crossing.

KNOW that a crosswalk DOES NOT guarantee your safety.

CROSSING at a TRAFFIC SIGNAL

PRESS button for desired crossing.



WAIT for all traffic to stop.

LOOK both ways before entering crosswalk.

ENTER the crosswalk when "WALK" signal is shown and all traffic is stopped.



WATCH and LISTEN when crossing.

If the "DON'T WALK" signal starts to flash after you have started to cross, keep going.



DO NOT start to cross when the "DON'T WALK" signal is flashing or continuously displayed.

...MORE SAFETY TIPS

BUDDY-UP: walk with a friend or two.

BE SEEN: wear something bright or reflective.

BE ALERT: Do Not wear headphones while walking / biking to school.



BAYVIEW

Best Walking Routes to School

