


2025 PROVISIONAL BUDGET QUICK FACTS



The 2025 – 2029 Provisional Financial Plan (provisional budget) has passed three readings and will go for adoption by Council in January 2025. The provisional budget invests in services and infrastructure to support a community that is now over 100,000 strong. It incorporates actions from the Integrated Action plan as the City continues to make progress towards achieving the five goals identified in the City Plan: Nanaimo Reimagined.



2025 OPERATING BUDGET \$213.7 MILLION

Ensures the sustainable delivery of essential services residents rely on and a broad array of programs and services that give residents a lifestyle second to none for living, working and playing.



2025 PROJECT BUDGET \$65.0 MILLION

Investment to maintain more than \$4.8 billion (2021) in assets and provide new infrastructure for a growing community.



Public Safety



Utilities – Drainage, Sewer & Water



Transportation



Solid Waste Collection



Recreation, Culture & More

PROJECT HIGHLIGHTS



Third/Fitzwilliam Utility & Road Upgrade



Hammond Bay Area Utilities Project



Beban Complex Roof: Multi-Phased



New Washroom at Maffeo Sutton Park



HOW WILL THE 2025 BUDGET AFFECT ME?

Total projected revenues for 2025 are \$274.4 million with 61.4% coming from property taxes and 22.7% from user fees. The amount of municipal taxes you pay depends on your property type and your property's assessed value.

The City's budget includes an 8.0% increase in taxes on the average home in the City, which includes 1.0% for asset management.

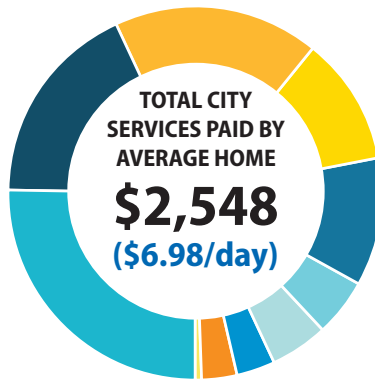
Based on Average Home of \$783,808

Assessment - Average Home	2024	2025	\$ Change	% Change
Municipal Property Taxes	\$2,843	\$3,070	\$227	8.0%
Municipal User Fees				
Water Fees*	508	533	25	5.0%
Sewer Fees	165	172	7	4.0%
Sanitation Fees	228	241	13	5.7%
Total Municipal Taxes & User Fees	\$3,744	\$4,016	\$272	

*Rounded to nearest dollar. Assumes a single family home with average Class 1 assessment change
Based on average seasonal usage and new rate structure.



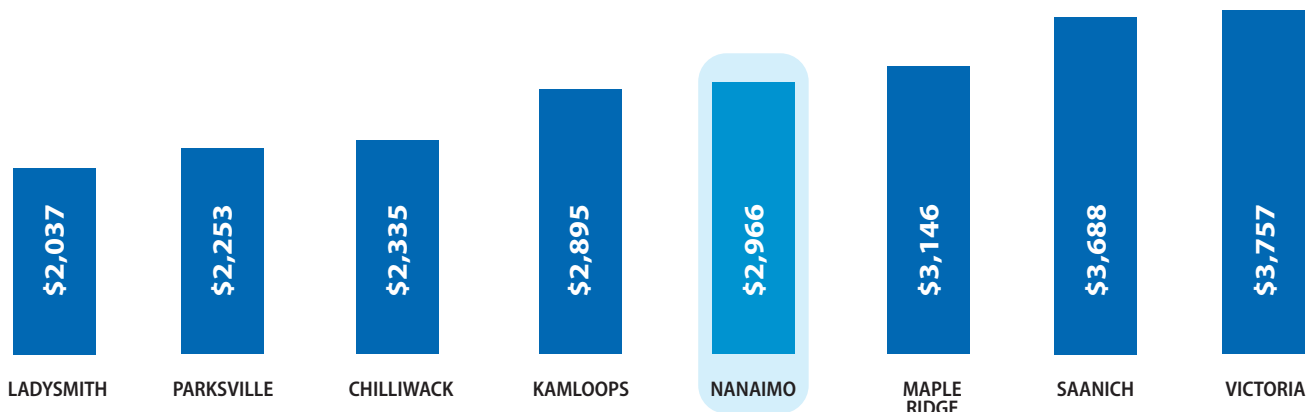
- \$2,548 - CITY SERVICES
- \$328 - RESERVES
- \$153 - PROJECTS
- \$41 - DEBT SERVICING



- \$651 - COMMUNITY SERVICES - RCMP
- \$453 - COMMUNITY SERVICES - NANAIMO FIRE RESCUE
- \$450 - COMMUNITY SERVICES - PARKS, RECREATION & CULTURE
- \$283 - ENGINEERING & PUBLIC WORKS
- \$281 - CORPORATE SERVICES
- \$130 - COMMUNITY SERVICES - POLICE SERVICES
- \$128 - CITY ADMINISTRATION
- \$82 - COMMUNITY SERVICES - PUBLIC SAFETY
- \$78 - PLANNING & DEVELOPMENT
- \$12 - CORPORATE FACILITIES

HOW DO CITY OF NANAIMO TAXES COMPARE TO OTHER COMMUNITIES?

Below is a comparison of 2024 municipal taxes* for an average single family detached residence.



*Includes Vancouver Island Regional Library (VIRL). Since 2016, the City of Nanaimo has considered VIRL as a collection for other governments.
Source - BC Stats: Taxes & Charges on a Representative House Schedule 704